Sense Anywhere

Withnell Sensors
Data Loggers, Thermocouples & Calibration

THERMAL MAPPING

Freezer 4



Mapping technician: Tim Burgess
Company: Withnell Sensors
Customer: Withnell Sensors

Table of Contents

1. Report Summary ---------- 3
    1.1. Key Data ---------- 3
    1.2. Dispersion Chart ---------- 4
2. Data Overview ---------- 5
    2.1. Mapping Loggers ---------- 5
    2.2. Outside Loggers ---------- 5
    2.3. Chart - Mapping Loggers ---------- 5
    2.4. Chart - Mapping & Outside Loggers ---------- 6
3. Mapping Analysis ---------- 7
    3.1. High Temperature Excursions ---------- 7
        3.1.1. Excursions ---------- 7
    3.2. Low Temperature Excursions ---------- 8
        3.2.1. Excursions ---------- 8
    3.3. Hot Spots ---------- 9
        3.3.1. Data ---------- 9
        3.3.2. Chart ---------- 9
    3.4. Cold Spots ---------- 10
        3.4.1. Data ---------- 10
        3.4.2. Chart ---------- 10
    3.5. Stability Spots ---------- 11
        3.5.1. Data ---------- 11
        3.5.2. Chart - Low Stability ---------- 11
        3.5.3. Chart - High Stability ---------- 12
4. Floor Plan ---------- 13
    4.1. Floor Plan 1: Freezer 4 ---------- 13
5. Certificate Overview ---------- 14
6. Logger Analysis ---------- 15
7. Genuine ---------- 55
Appendix A - Certificates ---------- 56

1. Report Summary

	Company	Customer
Name	Withnell Sensors	Withnell Sensors
Street	The Old Silk Mill	The Old Silk Mill
Address	PR6 8RX, Withnell	PR6 8RX, Withnell
Country	United Kingdom	United Kingdom

Mapping Details	
Mapping Name	Freezer 4
Reference ID	Freezer 4
Mapping Technician	Tim Burgess
From	04/02/2020 13:30:00
To	05/02/2020 13:31:00
Duration	1 day, 1 minute
Interval	00:01:00
Lower Acceptance Criteria	-31 °C
Upper Acceptance Criteria	-18 °C
# Of Mapping Loggers	9
# Of Outside Loggers	1
MKT Activation Energy	83.14472 kJ/mol
Timezone	GMT Standard Time (UTC+01:00)

1.1. Key Data

For the batch of 9 logger(s) the minimum, maximum, average, spread, Mean Kinetic Temperature (MKT) and standard deviation (Std) are calculated. The tables below show the lowest, highest and average values that are found.

Lowest value in set of loggers (°C)	
Min	-29.90
Max	-25.87
Avg	-28.04
Spread	3.02
MKT	-27.94
Std	0.93
PASS	

Highest value in set of loggers (°C)	
Min	-26.36
Max	-23.33
Avg	-24.94
Spread	4.15
MKT	-24.87
Std	1.23
PASS	

Average value of loggers (°C)	
Min	-28.16
Max	-24.64
Avg	-26.49
Spread	3.52
MKT	-26.40
Std	1.06
PASS	

1.2. Dispersion Chart

The dispersion chart shows the total temperature range at any given time, a small spread indicates good uniformity. The average line is the calculated average of all mapping loggers. The position of the average line, compared to the spread, indicates if there is fluctuation between loggers.

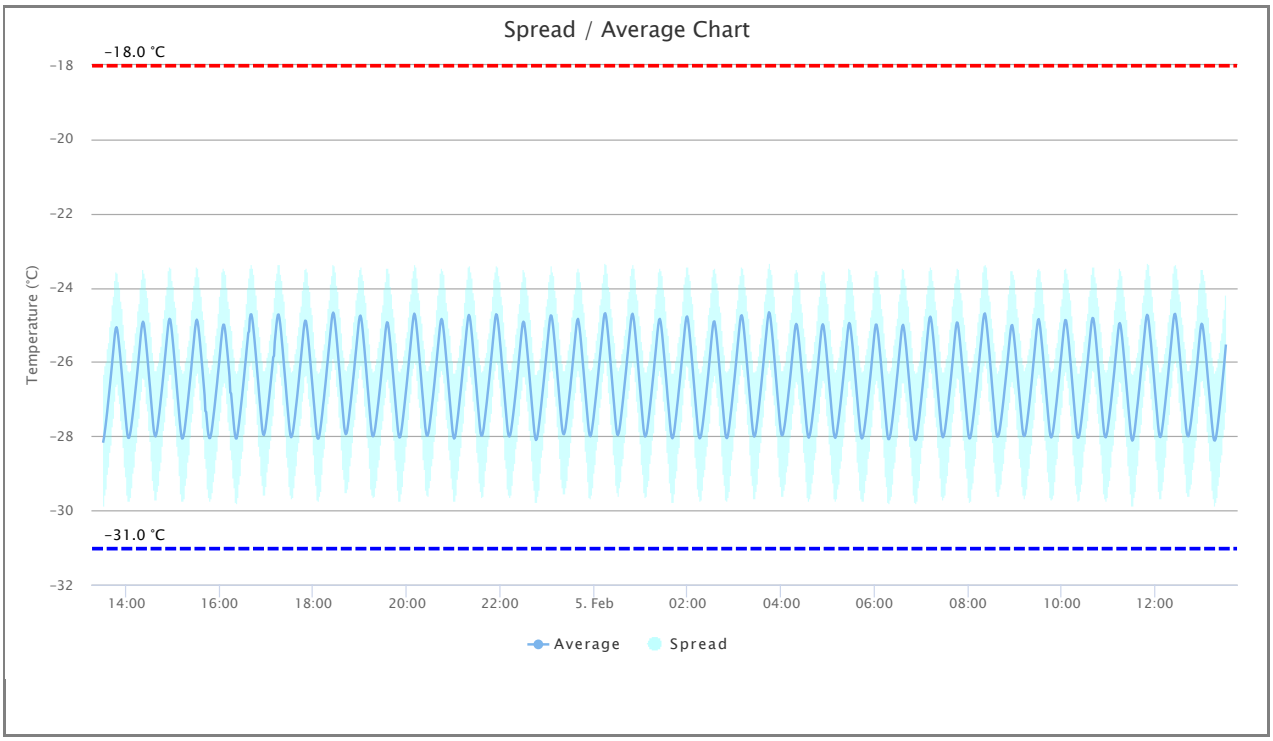

2. Data Overview

2.1. Mapping Loggers

#	Logger Name	Serial	Min (°C)	Max (°C)	Avg (°C)	Pass / Fail	Spread (°C)	MKT (°C)	Std (°C)	# Events
T 01	FRZ-4 09	10:0F:9D:98:A3	-29.25	-25.58	-27.48	**PASS**	3.67	-27.39	1.10	1441
T 02	FRZ-4 01	10:0F:9F:07:D1	-26.36	-23.34	-24.94	**PASS**	3.02	-24.87	0.93	1441
T 03	FRZ-4 02	10:0F:9F:1C:52	-26.79	-23.65	-25.30	**PASS**	3.14	-25.22	0.96	1441
T 04	FRZ-4 03	10:0F:9D:F6:81	-26.96	-23.66	-25.41	**PASS**	3.30	-25.33	1.01	1441
T 05	FRZ-4 04	10:0F:9E:29:3F	-26.49	-23.33	-25.01	**PASS**	3.16	-24.94	0.98	1440
T 06	FRZ-4 05	10:0F:9E:68:B9	-28.37	-25.07	-26.74	**PASS**	3.30	-26.66	1.02	1441
T 07	FRZ-4 06	10:0F:9F:16:E6	-29.49	-25.62	-27.65	**PASS**	3.87	-27.55	1.13	1441
T 08	FRZ-4 07	10:0F:9E:AA:00	-29.90	-25.87	-28.04	**PASS**	4.03	-27.94	1.15	1441
T 09	FRZ-4 08	10:0F:9F:DE:EB	-29.79	-25.64	-27.81	**PASS**	4.15	-27.69	1.23	1441

2.2. Outside Loggers

#	Logger Name	Serial	Min (°C)	Max (°C)	Avg (°C)	Spread (°C)	MKT (°C)	Std (°C)	# Events
T 10	Ambient Reference	10:0F:A0:D2:86	13.23	14.60	14.07	1.37	14.07	0.25	1441

2.3. Chart - Mapping Loggers

This chart shows all loggers included in the mapping.

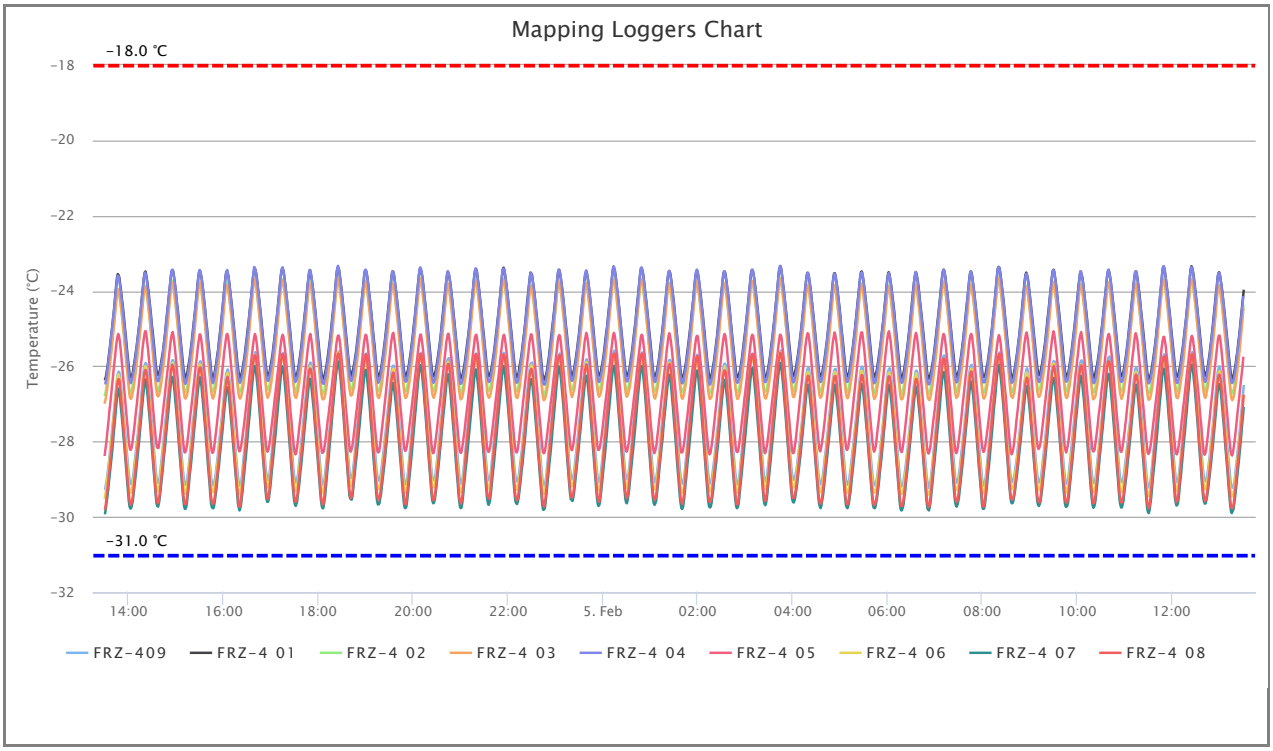

2.4. Chart - Mapping & Outside Loggers

This chart shows all mapping and outside loggers and can help to identify the correlation between the outside and mapping temperature.

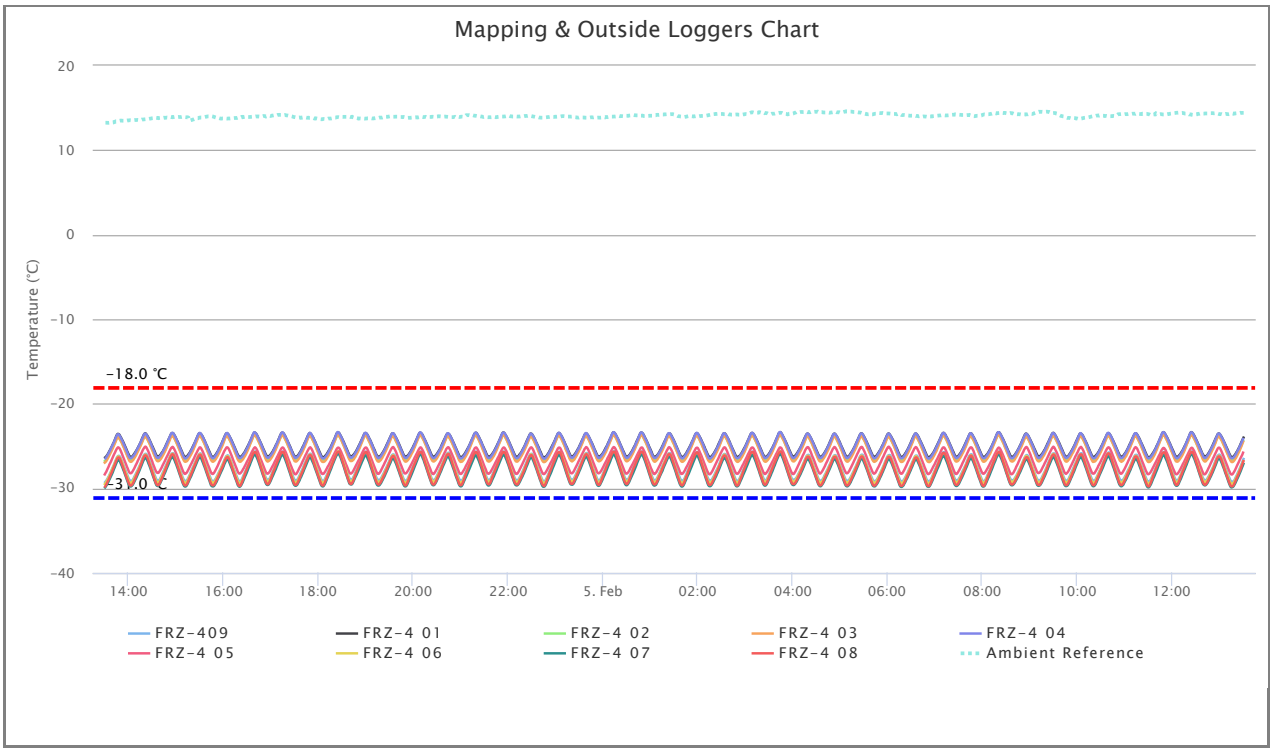

3. Mapping Analysis

3.1. High Temperature Excursions

The high temperature excursions identify the loggers which have a deviation above the upper mapping limit.

3.1.1. Excursions

No high temperature excursions during the mapping.

3.2. Low Temperature Excursions

The low temperature excursions identify the loggers which have a deviation below the lower mapping limit.

3.2.1. Excursions

No low temperature excursions during the mapping.

3.3. Hot Spots

Hot Spots are used to find the hottest locations and can be identified in three different ways: Maximum, Average and Mean Kinetic Temperature. The Hot Spots can be different for each of these variables.

3.3.1. Data

#	Max (°C)	Max Date Time	Avg (°C)	MKT (°C)
1	-23.33 (FRZ-4 04)	04/02/2020 18:25:03	-24.94 (FRZ-4 01)	-24.87 (FRZ-4 01)
2	-23.34 (FRZ-4 01)	05/02/2020 03:44:37	-25.01 (FRZ-4 04)	-24.94 (FRZ-4 04)
3	-23.65 (FRZ-4 02)	04/02/2020 20:09:12	-25.30 (FRZ-4 02)	-25.22 (FRZ-4 02)
4	-23.66 (FRZ-4 03)	04/02/2020 18:25:08	-25.41 (FRZ-4 03)	-25.33 (FRZ-4 03)
5	-25.07 (FRZ-4 05)	04/02/2020 14:21:02	-26.74 (FRZ-4 05)	-26.66 (FRZ-4 05)

3.3.2. Chart

This chart shows the loggers that are identified as Hot Spot, the transparent layer indicates the total spread for all loggers.

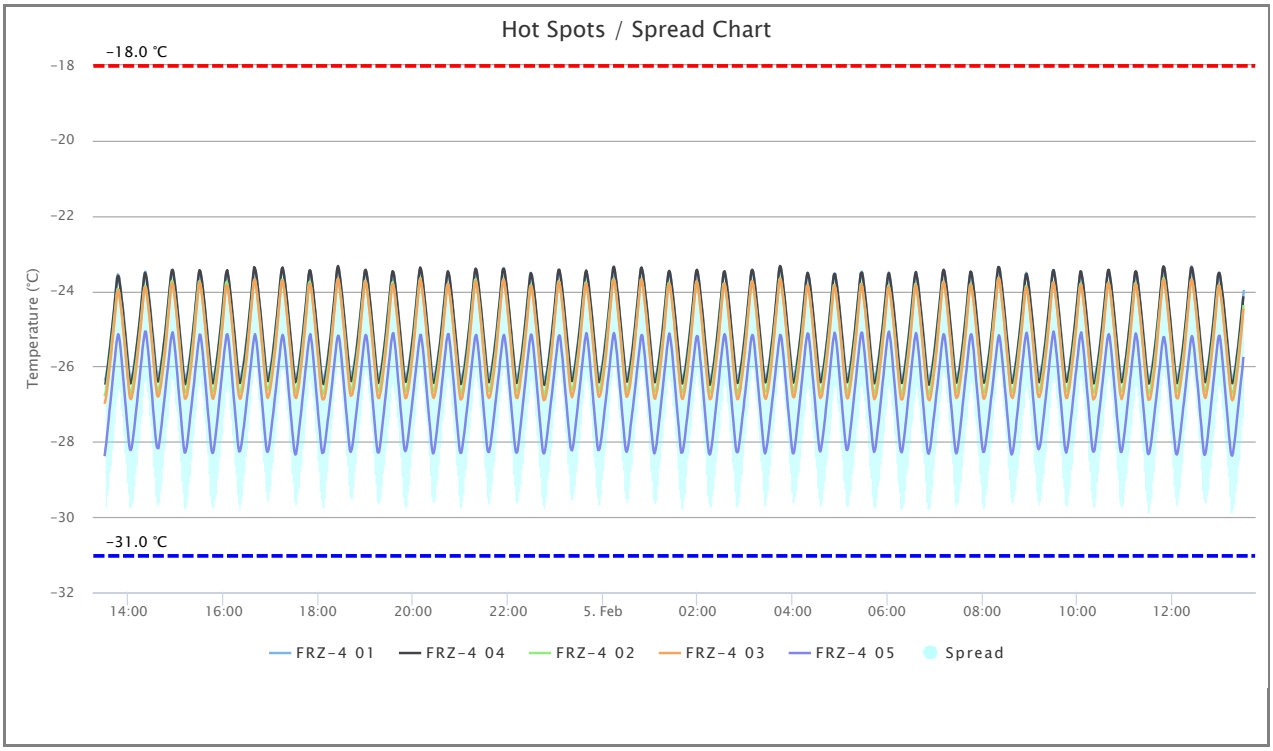

3.4. Cold Spots

Cold Spots are used to find the coldest locations and can be identified in three different ways: Maximum, Average and Mean Kinetic Temperature. The Cold Spots can be different for each of these variables.

3.4.1. Data

#	Min (°C)	Min Date Time	Avg (°C)	MKT (°C)
1	-29.90 (FRZ-4 07)	04/02/2020 13:30:28	-28.04 (FRZ-4 07)	-27.94 (FRZ-4 07)
2	-29.79 (FRZ-4 08)	04/02/2020 13:30:27	-27.81 (FRZ-4 08)	-27.69 (FRZ-4 08)
3	-29.49 (FRZ-4 06)	04/02/2020 13:30:08	-27.65 (FRZ-4 06)	-27.55 (FRZ-4 06)
4	-29.25 (FRZ-4 09)	04/02/2020 13:30:36	-27.48 (FRZ-4 09)	-27.39 (FRZ-4 09)
5	-28.37 (FRZ-4 05)	05/02/2020 13:16:04	-26.74 (FRZ-4 05)	-26.66 (FRZ-4 05)

3.4.2. Chart

This chart shows the loggers that are identified as Cold Spot, the transparent layer indicates the total spread for all loggers.

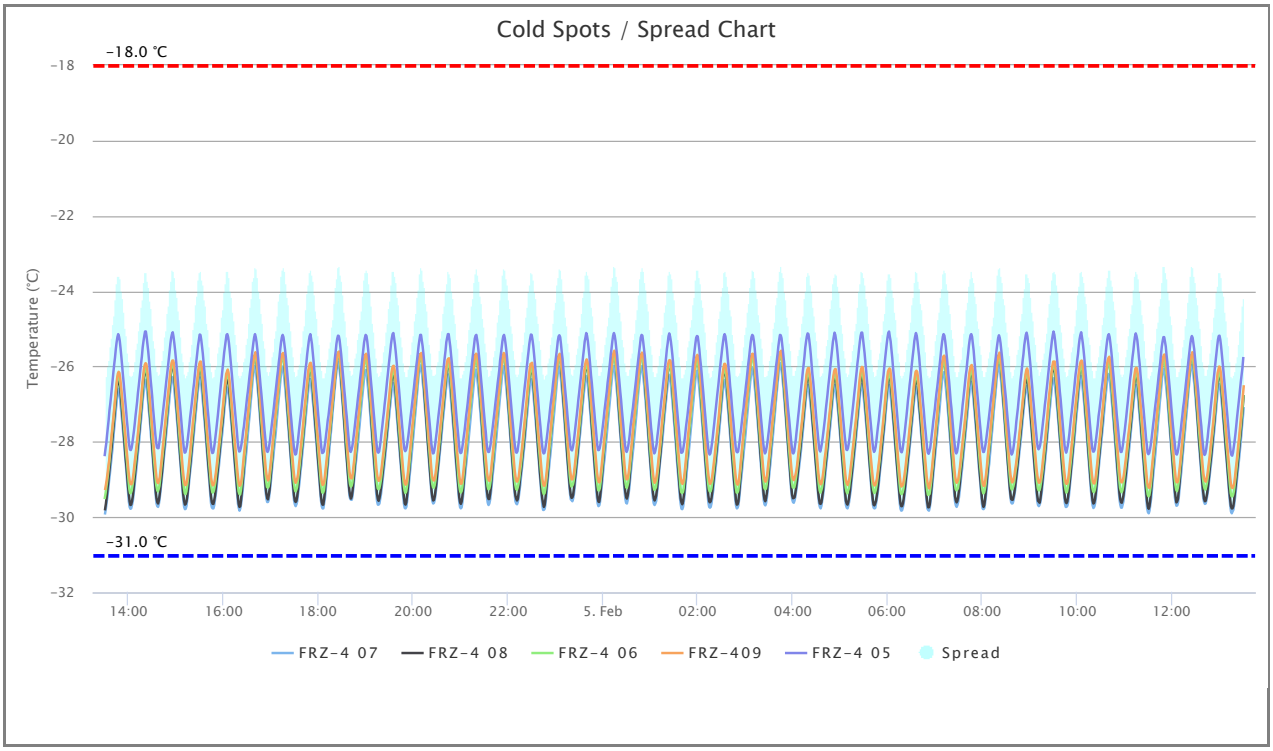

3.5. Stability Spots

3.5.1. Data

#	Low Stability - Spread (°C)	High Stability - Spread (°C)
1	4.15 (FRZ-4 08)	3.02 (FRZ-4 01)
2	4.03 (FRZ-4 07)	3.14 (FRZ-4 02)
3	3.87 (FRZ-4 06)	3.16 (FRZ-4 04)
4	3.67 (FRZ-4 09)	3.30 (FRZ-4 03)
5	3.30 (FRZ-4 03)	3.30 (FRZ-4 05)

3.5.2. Chart - Low Stability

This chart shows the loggers with the lowest stability (highest spread).

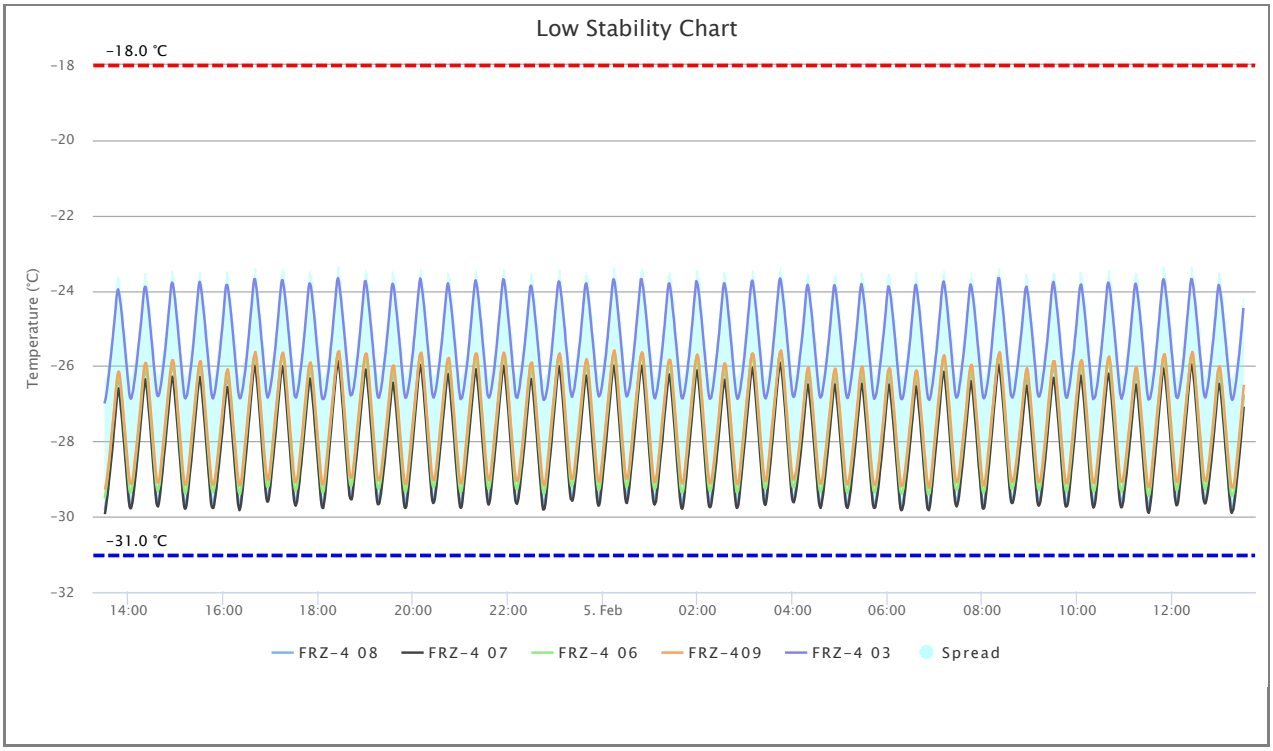

3.5.3. Chart - High Stability

This chart shows the loggers with the highest stability (lowest spread).

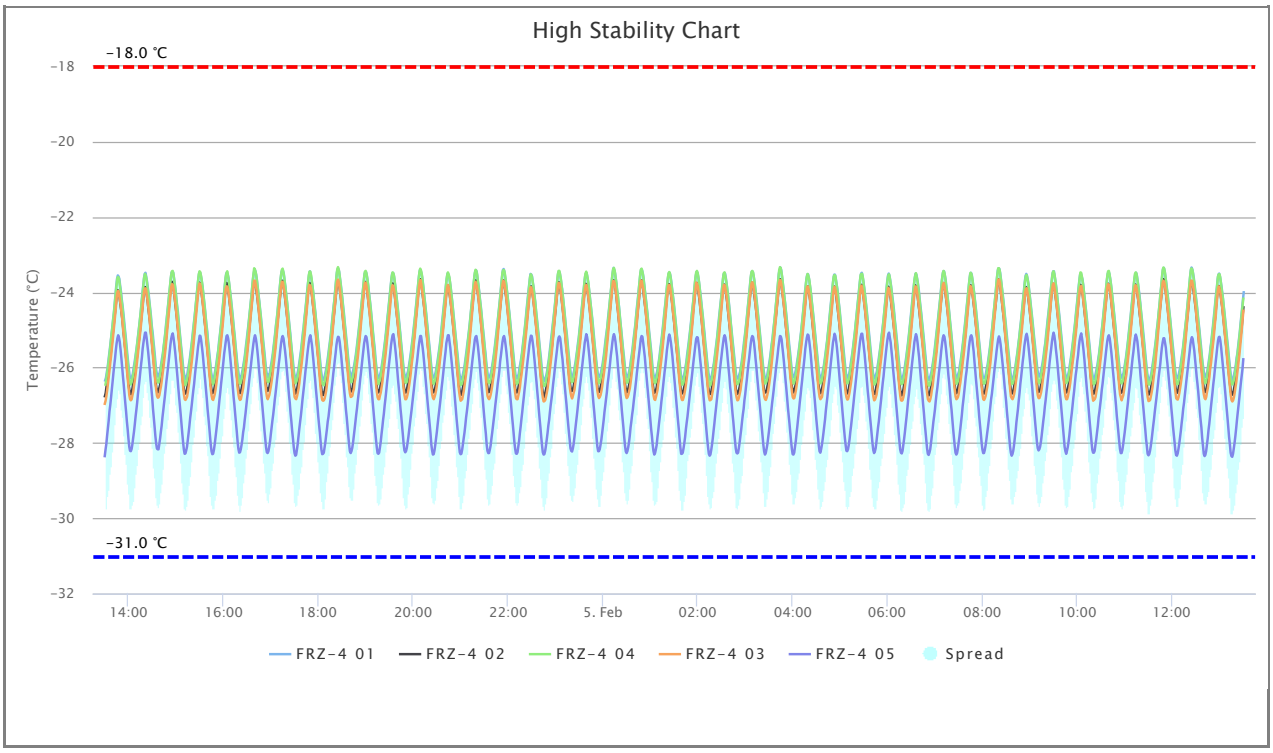

4. Floor Plan

4.1. Floor Plan 1: Freezer 4

5. Certificate Overview

Logger Name	Serial	Type	Calibrated At	Recalibration At	Temp 1	Temp 2	Temp 3
FRZ-4 09	10:0F:9D:98:A3	Accredited	28/01/2020	28/01/2021	-40 °C	25 °C	70 °C
FRZ-4 01	10:0F:9F:07:D1	Accredited	28/01/2020	28/01/2021	-40 °C	25 °C	70 °C
FRZ-4 02	10:0F:9F:1C:52	Accredited	28/01/2020	28/01/2021	-40 °C	25 °C	70 °C
FRZ-4 03	10:0F:9D:F6:81	Accredited	28/01/2020	28/01/2021	-40 °C	25 °C	70 °C
FRZ-4 04	10:0F:9E:29:3F	Accredited	28/01/2020	28/01/2021	-40 °C	25 °C	70 °C
FRZ-4 05	10:0F:9E:68:B9	Accredited	28/01/2020	28/01/2021	-40 °C	25 °C	70 °C
FRZ-4 06	10:0F:9F:16:E6	Accredited	28/01/2020	28/01/2021	-40 °C	25 °C	70 °C
FRZ-4 07	10:0F:9E:AA:00	Accredited	28/01/2020	28/01/2021	-40 °C	25 °C	70 °C
FRZ-4 08	10:0F:9F:DE:EB	Accredited	28/01/2020	28/01/2021	-40 °C	25 °C	70 °C
Ambient Reference	10:0F:A0:D2:86	Accredited	28/01/2020	28/01/2021	-40 °C	25 °C	70 °C

6. Logger Analysis

T 01 - FRZ-4 09 (10:0F:9D:98:A3)

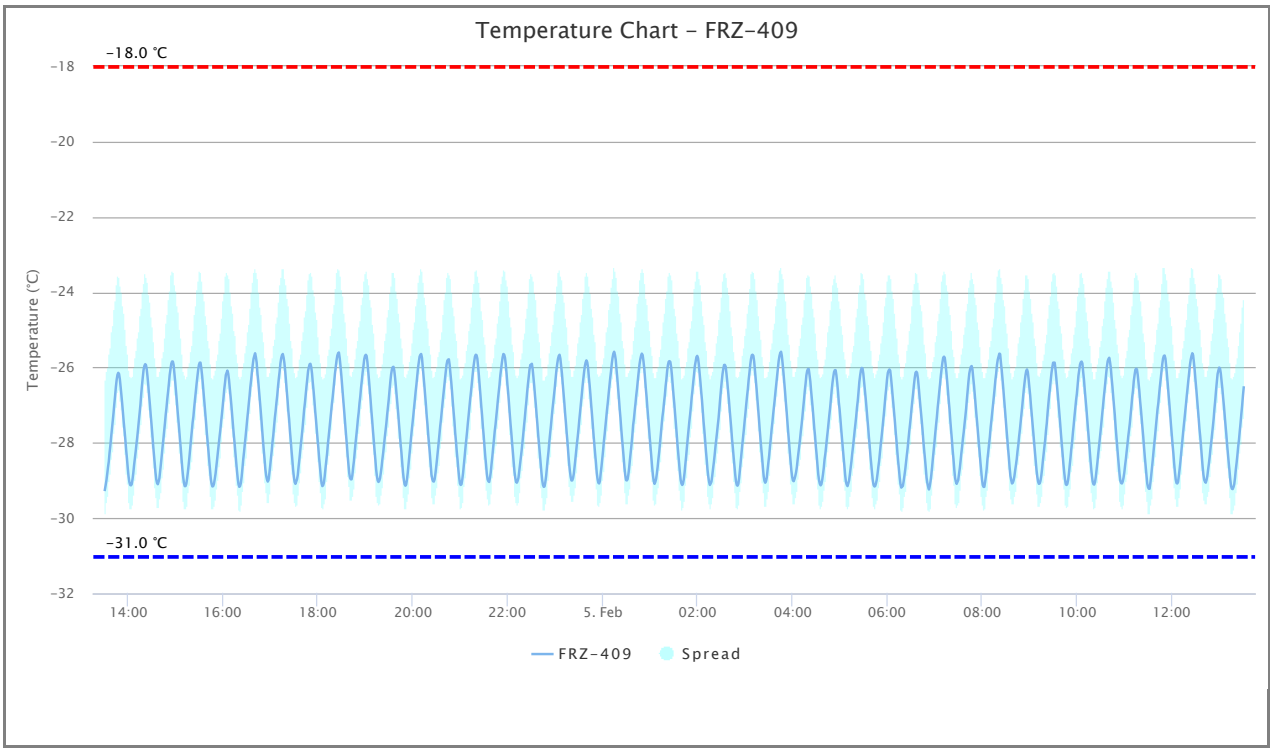

Logger Details

Min (°C)	Max (°C)	Avg (°C)	Spread (°C)	Std (°C)	MKT (°C)
-29.25	-25.58	-27.48	3.67	1.10	-27.39

Logger Data

Date Time	+0m	+1m	+2m	+3m	+4m	+5m	+6m	+7m	+8m	+9m
04/02/2020 13:30:36	-29.25	-29.13	-29.00	-28.83	-28.65	-28.50	-28.26	-28.07	-27.84	-27.63
04/02/2020 13:40:36	-27.42	-27.21	-26.97	-26.75	-26.51	-26.32	-26.19	-26.14	-26.17	-26.31
04/02/2020 13:50:37	-26.52	-26.74	-26.97	-27.22	-27.47	-27.69	-27.93	-28.20	-28.42	-28.67
04/02/2020 14:00:36	-28.89	-29.04	-29.12	-29.13	-29.10	-28.97	-28.80	-28.59	-28.41	-28.23
04/02/2020 14:10:36	-28.03	-27.85	-27.64	-27.42	-27.21	-26.99	-26.71	-26.47	-26.26	-26.06
04/02/2020 14:20:36	-25.96	-25.91	-25.93	-26.05	-26.25	-26.49	-26.75	-26.99	-27.26	-27.50
04/02/2020 14:30:36	-27.76	-28.04	-28.29	-28.53	-28.78	-28.97	-29.07	-29.10	-29.03	-28.94
04/02/2020 14:40:36	-28.74	-28.54	-28.33	-28.11	-27.91	-27.69	-27.48	-27.25	-27.06	-26.83
04/02/2020 14:50:36	-26.64	-26.43	-26.20	-26.05	-25.90	-25.84	-25.84	-25.93	-26.16	-26.38
04/02/2020 15:00:36	-26.63	-26.88	-27.15	-27.39	-27.64	-27.91	-28.14	-28.43	-28.69	-28.90
04/02/2020 15:10:36	-29.06	-29.15	-29.15	-29.09	-28.95	-28.78	-28.58	-28.37	-28.14	-27.90
04/02/2020 15:20:36	-27.69	-27.46	-27.30	-27.06	-26.85	-26.65	-26.44	-26.25	-26.07	-25.93
04/02/2020 15:30:36	-25.87	-25.87	-26.02	-26.21	-26.45	-26.71	-26.95	-27.21	-27.46	-27.74
04/02/2020 15:40:36	-27.97	-28.22	-28.48	-28.71	-28.96	-29.09	-29.16	-29.15	-29.09	-28.96
04/02/2020 15:50:36	-28.82	-28.63	-28.44	-28.24	-28.05	-27.85	-27.67	-27.45	-27.25	-27.04
04/02/2020 16:00:36	-26.82	-26.58	-26.40	-26.20	-26.14	-26.08	-26.16	-26.32	-26.55	-26.77
04/02/2020 16:10:36	-27.00	-27.26	-27.52	-27.77	-27.99	-28.24	-28.49	-28.73	-28.94	-29.10

Date Time	+0m	+1m	+2m	+3m	+4m	+5m	+6m	+7m	+8m	+9m
04/02/2020 16:20:36	-29.17	-29.15	-29.07	-28.90	-28.68	-28.44	-28.25	-28.03	-27.83	-27.61
04/02/2020 16:30:37	-27.38	-27.18	-26.96	-26.75	-26.51	-26.33	-26.12	-25.93	-25.77	-25.69
04/02/2020 16:40:37	-25.62	-25.72	-25.87	-26.16	-26.37	-26.62	-26.87	-27.12	-27.39	-27.67
04/02/2020 16:50:36	-27.95	-28.20	-28.44	-28.70	-28.87	-28.97	-29.03	-28.99	-28.82	-28.63
04/02/2020 17:00:36	-28.42	-28.22	-27.98	-27.80	-27.56	-27.33	-27.15	-26.93	-26.74	-26.50
04/02/2020 17:10:37	-26.29	-26.11	-25.89	-25.75	-25.67	-25.64	-25.73	-25.87	-26.08	-26.34
04/02/2020 17:20:36	-26.61	-26.86	-27.15	-27.37	-27.67	-27.92	-28.19	-28.43	-28.70	-28.90
04/02/2020 17:30:36	-29.04	-29.09	-29.03	-28.97	-28.85	-28.63	-28.44	-28.22	-28.01	-27.82
04/02/2020 17:40:37	-27.61	-27.37	-27.12	-26.94	-26.72	-26.50	-26.30	-26.09	-25.99	-25.91
04/02/2020 17:50:36	-25.90	-25.99	-26.16	-26.41	-26.63	-26.88	-27.16	-27.39	-27.65	-27.90
04/02/2020 18:00:37	-28.14	-28.41	-28.64	-28.88	-29.07	-29.15	-29.13	-29.06	-28.89	-28.68
04/02/2020 18:10:36	-28.48	-28.29	-28.04	-27.84	-27.63	-27.42	-27.21	-26.99	-26.81	-26.60
04/02/2020 18:20:36	-26.38	-26.16	-25.99	-25.81	-25.68	-25.62	-25.60	-25.75	-25.96	-26.20
04/02/2020 18:30:37	-26.46	-26.73	-26.99	-27.25	-27.52	-27.79	-28.04	-28.33	-28.57	-28.80
04/02/2020 18:40:36	-28.93	-28.97	-28.97	-28.86	-28.65	-28.48	-28.24	-28.01	-27.81	-27.60
04/02/2020 18:50:36	-27.37	-27.19	-26.95	-26.77	-26.53	-26.34	-26.13	-25.96	-25.78	-25.69
04/02/2020 19:00:36	-25.66	-25.69	-25.85	-26.09	-26.33	-26.59	-26.85	-27.14	-27.39	-27.67
04/02/2020 19:10:36	-27.92	-28.19	-28.43	-28.70	-28.88	-29.00	-29.04	-29.01	-28.94	-28.79
04/02/2020 19:20:36	-28.63	-28.43	-28.26	-28.05	-27.85	-27.67	-27.48	-27.25	-27.05	-26.85
04/02/2020 19:30:36	-26.61	-26.38	-26.18	-26.05	-25.99	-25.98	-26.08	-26.27	-26.50	-26.75
04/02/2020 19:40:37	-26.99	-27.23	-27.51	-27.76	-28.03	-28.25	-28.52	-28.78	-28.97	-29.10
04/02/2020 19:50:37	-29.14	-29.11	-28.98	-28.80	-28.57	-28.35	-28.14	-27.91	-27.69	-27.49
04/02/2020 20:00:36	-27.29	-27.07	-26.86	-26.64	-26.45	-26.23	-26.01	-25.86	-25.71	-25.66
04/02/2020 20:10:37	-25.64	-25.74	-25.99	-26.23	-26.47	-26.73	-26.99	-27.29	-27.52	-27.81
04/02/2020 20:20:36	-28.05	-28.30	-28.58	-28.84	-28.96	-29.02	-29.03	-28.97	-28.82	-28.63
04/02/2020 20:30:39	-28.43	-28.22	-28.01	-27.79	-27.56	-27.38	-27.16	-26.94	-26.73	-26.53
04/02/2020 20:40:39	-26.32	-26.12	-25.93	-25.82	-25.79	-25.78	-25.93	-26.16	-26.38	-26.64
04/02/2020 20:50:37	-26.92	-27.18	-27.42	-27.73	-27.96	-28.23	-28.45	-28.71	-28.92	-29.08
04/02/2020 21:00:37	-29.12	-29.10	-28.97	-28.80	-28.58	-28.36	-28.13	-27.92	-27.71	-27.48
04/02/2020 21:10:37	-27.27	-27.05	-26.83	-26.64	-26.43	-26.21	-26.00	-25.85	-25.71	-25.66
04/02/2020 21:20:36	-25.67	-25.76	-25.98	-26.22	-26.49	-26.75	-27.03	-27.27	-27.56	-27.80
04/02/2020 21:30:36	-28.08	-28.35	-28.57	-28.82	-28.97	-29.02	-29.04	-28.93	-28.78	-28.56
04/02/2020 21:40:36	-28.36	-28.13	-27.92	-27.69	-27.52	-27.30	-27.09	-26.86	-26.66	-26.47
04/02/2020 21:50:36	-26.22	-26.05	-25.88	-25.73	-25.64	-25.66	-25.74	-25.93	-26.17	-26.44
04/02/2020 22:00:36	-26.67	-26.94	-27.23	-27.50	-27.74	-28.01	-28.26	-28.52	-28.77	-28.93
04/02/2020 22:10:36	-29.04	-29.06	-29.01	-28.93	-28.75	-28.57	-28.39	-28.21	-28.00	-27.79
04/02/2020 22:20:36	-27.56	-27.35	-27.11	-26.90	-26.65	-26.44	-26.25	-26.05	-25.93	-25.93
04/02/2020 22:30:36	-25.90	-26.05	-26.27	-26.50	-26.76	-26.99	-27.27	-27.52	-27.80	-28.04
04/02/2020 22:40:36	-28.28	-28.53	-28.78	-28.99	-29.12	-29.17	-29.16	-29.04	-28.88	-28.66
04/02/2020 22:50:36	-28.43	-28.23	-27.98	-27.76	-27.56	-27.33	-27.11	-26.92	-26.72	-26.52
04/02/2020 23:00:37	-26.29	-26.08	-25.91	-25.77	-25.69	-25.66	-25.76	-25.96	-26.16	-26.43
04/02/2020 23:10:36	-26.68	-26.93	-27.22	-27.46	-27.74	-27.98	-28.27	-28.53	-28.74	-28.90
04/02/2020 23:20:36	-29.00	-29.00	-28.94	-28.82	-28.63	-28.43	-28.22	-28.01	-27.83	-27.62
04/02/2020 23:30:36	-27.38	-27.17	-26.95	-26.74	-26.51	-26.31	-26.12	-25.96	-25.86	-25.81
04/02/2020 23:40:36	-25.86	-26.00	-26.25	-26.47	-26.72	-27.00	-27.25	-27.52	-27.80	-28.05
04/02/2020 23:50:36	-28.30	-28.53	-28.80	-28.96	-29.06	-29.08	-29.02	-28.81	-28.63	-28.42
05/02/2020 00:00:36	-28.21	-27.97	-27.78	-27.56	-27.34	-27.12	-26.93	-26.71	-26.50	-26.29
05/02/2020 00:10:36	-26.11	-25.90	-25.74	-25.63	-25.58	-25.66	-25.79	-26.05	-26.28	-26.55
05/02/2020 00:20:36	-26.81	-27.10	-27.34	-27.63	-27.89	-28.13	-28.38	-28.65	-28.85	-28.99
05/02/2020 00:30:36	-29.00	-28.97	-28.84	-28.66	-28.44	-28.24	-28.04	-27.81	-27.53	-27.37
05/02/2020 00:40:36	-27.15	-26.95	-26.73	-26.55	-26.33	-26.13	-25.93	-25.79	-25.69	-25.63
05/02/2020 00:50:40	-25.67	-25.83	-26.03	-26.29	-26.56	-26.79	-27.08	-27.34	-27.61	-27.88
05/02/2020 01:00:40	-28.13	-28.39	-28.65	-28.87	-29.02	-29.09	-29.04	-28.96	-28.81	-28.63
05/02/2020 01:10:39	-28.42	-28.23	-27.99	-27.77	-27.53	-27.31	-27.15	-26.93	-26.74	-26.50
05/02/2020 01:20:40	-26.31	-26.08	-25.93	-25.84	-25.83	-25.85	-25.99	-26.20	-26.47	-26.73
05/02/2020 01:30:40	-26.96	-27.23	-27.48	-27.75	-28.04	-28.28	-28.52	-28.77	-28.98	-29.08

Date Time	+0m	+1m	+2m	+3m	+4m	+5m	+6m	+7m	+8m	+9m
05/02/2020 01:40:40	-29.12	-29.08	-28.97	-28.79	-28.56	-28.35	-28.11	-27.88	-27.66	-27.44
05/02/2020 01:50:39	-27.25	-27.04	-26.79	-26.60	-26.38	-26.18	-25.96	-25.84	-25.72	-25.69
05/02/2020 02:00:40	-25.75	-25.91	-26.15	-26.38	-26.64	-26.87	-27.15	-27.44	-27.67	-27.94
05/02/2020 02:10:40	-28.22	-28.45	-28.71	-28.90	-29.04	-29.12	-29.08	-29.03	-28.87	-28.69
05/02/2020 02:20:40	-28.52	-28.33	-28.11	-27.92	-27.73	-27.53	-27.34	-27.09	-26.83	-26.59
05/02/2020 02:30:40	-26.37	-26.17	-26.03	-25.93	-25.93	-25.98	-26.17	-26.38	-26.62	-26.85
05/02/2020 02:40:40	-27.12	-27.36	-27.61	-27.90	-28.12	-28.37	-28.60	-28.84	-29.02	-29.12
05/02/2020 02:50:40	-29.14	-29.09	-28.93	-28.72	-28.49	-28.27	-28.05	-27.84	-27.64	-27.41
05/02/2020 03:00:40	-27.20	-26.97	-26.76	-26.57	-26.33	-26.14	-25.93	-25.77	-25.67	-25.66
05/02/2020 03:10:40	-25.69	-25.84	-26.08	-26.32	-26.56	-26.83	-27.09	-27.36	-27.65	-27.91
05/02/2020 03:20:41	-28.16	-28.39	-28.65	-28.88	-29.01	-29.06	-29.02	-28.92	-28.71	-28.52
05/02/2020 03:30:40	-28.33	-28.09	-27.89	-27.65	-27.46	-27.24	-27.04	-26.85	-26.63	-26.43
05/02/2020 03:40:40	-26.22	-26.02	-25.82	-25.69	-25.61	-25.58	-25.69	-25.90	-26.13	-26.38
05/02/2020 03:50:40	-26.63	-26.91	-27.16	-27.44	-27.71	-27.96	-28.23	-28.49	-28.73	-28.90
05/02/2020 04:00:39	-29.00	-29.02	-28.96	-28.88	-28.78	-28.64	-28.44	-28.26	-28.09	-27.90
05/02/2020 04:10:40	-27.69	-27.51	-27.30	-27.07	-26.86	-26.62	-26.43	-26.21	-26.09	-26.04
05/02/2020 04:20:40	-26.04	-26.20	-26.37	-26.62	-26.85	-27.08	-27.34	-27.61	-27.82	-28.10
05/02/2020 04:30:39	-28.32	-28.58	-28.83	-28.99	-29.09	-29.13	-29.10	-28.99	-28.84	-28.67
05/02/2020 04:40:40	-28.44	-28.29	-28.09	-27.88	-27.69	-27.48	-27.27	-27.08	-26.85	-26.61
05/02/2020 04:50:40	-26.41	-26.25	-26.12	-26.07	-26.07	-26.21	-26.41	-26.64	-26.92	-27.11
05/02/2020 05:00:40	-27.36	-27.63	-27.88	-28.12	-28.37	-28.60	-28.85	-29.03	-29.11	-29.15
05/02/2020 05:10:40	-29.08	-29.00	-28.84	-28.66	-28.49	-28.28	-28.10	-27.90	-27.69	-27.50
05/02/2020 05:20:40	-27.30	-27.06	-26.88	-26.64	-26.38	-26.21	-26.07	-26.01	-26.02	-26.16
05/02/2020 05:30:40	-26.38	-26.60	-26.82	-27.06	-27.32	-27.56	-27.83	-28.07	-28.34	-28.56
05/02/2020 05:40:39	-28.79	-29.00	-29.12	-29.16	-29.15	-29.08	-28.98	-28.82	-28.64	-28.48
05/02/2020 05:50:40	-28.26	-28.05	-27.86	-27.66	-27.44	-27.23	-26.99	-26.75	-26.55	-26.31
05/02/2020 06:00:40	-26.14	-26.08	-26.05	-26.08	-26.27	-26.49	-26.74	-26.97	-27.21	-27.45
05/02/2020 06:10:40	-27.73	-27.96	-28.23	-28.48	-28.69	-28.92	-29.10	-29.19	-29.16	-29.15
05/02/2020 06:20:40	-29.02	-28.87	-28.71	-28.52	-28.33	-28.15	-27.93	-27.71	-27.52	-27.32
05/02/2020 06:30:40	-27.08	-26.88	-26.68	-26.46	-26.28	-26.14	-26.11	-26.14	-26.28	-26.50
05/02/2020 06:40:40	-26.75	-26.99	-27.21	-27.44	-27.69	-27.97	-28.21	-28.43	-28.67	-28.93
05/02/2020 06:50:40	-29.07	-29.17	-29.24	-29.15	-29.02	-28.85	-28.64	-28.41	-28.19	-27.97
05/02/2020 07:00:40	-27.74	-27.52	-27.32	-27.07	-26.87	-26.65	-26.45	-26.22	-26.04	-25.87
05/02/2020 07:10:40	-25.74	-25.71	-25.74	-25.91	-26.12	-26.36	-26.61	-26.88	-27.11	-27.41
05/02/2020 07:20:40	-27.67	-27.92	-28.20	-28.43	-28.70	-28.93	-29.03	-29.09	-29.04	-28.99
05/02/2020 07:30:39	-28.83	-28.68	-28.48	-28.27	-28.09	-27.88	-27.71	-27.50	-27.30	-27.09
05/02/2020 07:40:40	-26.83	-26.60	-26.36	-26.16	-26.05	-25.98	-25.96	-26.05	-26.28	-26.49
05/02/2020 07:50:40	-26.74	-27.00	-27.25	-27.48	-27.74	-27.99	-28.24	-28.50	-28.73	-28.96
05/02/2020 08:00:40	-29.12	-29.17	-29.17	-29.04	-28.88	-28.69	-28.43	-28.24	-28.03	-27.84
05/02/2020 08:10:40	-27.59	-27.40	-27.19	-26.99	-26.78	-26.56	-26.33	-26.16	-25.93	-25.79
05/02/2020 08:20:40	-25.71	-25.63	-25.64	-25.87	-26.07	-26.31	-26.56	-26.83	-27.09	-27.36
05/02/2020 08:30:41	-27.63	-27.88	-28.15	-28.39	-28.66	-28.88	-28.99	-29.08	-29.06	-29.00
05/02/2020 08:40:41	-28.89	-28.73	-28.59	-28.43	-28.22	-28.05	-27.83	-27.65	-27.44	-27.23
05/02/2020 08:50:40	-27.02	-26.79	-26.57	-26.38	-26.21	-26.09	-26.05	-26.12	-26.31	-26.53
05/02/2020 09:00:40	-26.74	-27.01	-27.25	-27.50	-27.74	-27.99	-28.24	-28.48	-28.72	-28.90
05/02/2020 09:10:40	-29.03	-29.09	-29.08	-29.01	-28.88	-28.70	-28.49	-28.30	-28.10	-27.92
05/02/2020 09:20:40	-27.67	-27.48	-27.20	-26.96	-26.74	-26.55	-26.33	-26.13	-25.99	-25.87
05/02/2020 09:30:40	-25.87	-25.87	-26.05	-26.27	-26.51	-26.74	-26.99	-27.25	-27.51	-27.79
05/02/2020 09:40:40	-28.04	-28.30	-28.56	-28.78	-28.97	-29.10	-29.12	-29.09	-28.98	-28.81
05/02/2020 09:50:40	-28.59	-28.39	-28.16	-27.98	-27.74	-27.53	-27.30	-27.09	-26.87	-26.70
05/02/2020 10:00:40	-26.47	-26.22	-26.07	-25.92	-25.86	-25.84	-25.89	-26.12	-26.32	-26.59
05/02/2020 10:10:40	-26.83	-27.07	-27.34	-27.61	-27.86	-28.12	-28.40	-28.65	-28.87	-29.03
05/02/2020 10:20:40	-29.10	-29.11	-29.04	-28.90	-28.71	-28.52	-28.30	-28.10	-27.90	-27.69
05/02/2020 10:30:40	-27.47	-27.25	-27.04	-26.81	-26.61	-26.40	-26.18	-25.98	-25.83	-25.77
05/02/2020 10:40:40	-25.74	-25.86	-26.02	-26.29	-26.51	-26.77	-27.02	-27.26	-27.57	-27.83
05/02/2020 10:50:39	-28.09	-28.35	-28.59	-28.83	-29.01	-29.07	-29.08	-29.03	-28.93	-28.79

Date Time	+0m	+1m	+2m	+3m	+4m	+5m	+6m	+7m	+8m	+9m
05/02/2020 11:00:40	-28.60	-28.43	-28.23	-28.04	-27.83	-27.66	-27.48	-27.25	-27.03	-26.79
05/02/2020 11:10:40	-26.61	-26.36	-26.20	-26.06	-26.03	-26.05	-26.20	-26.41	-26.62	-26.89
05/02/2020 11:20:40	-27.11	-27.36	-27.61	-27.85	-28.13	-28.39	-28.62	-28.86	-29.08	-29.18
05/02/2020 11:30:40	-29.22	-29.22	-29.06	-28.87	-28.66	-28.45	-28.22	-28.00	-27.79	-27.56
05/02/2020 11:40:40	-27.34	-27.11	-26.95	-26.72	-26.50	-26.31	-26.11	-25.91	-25.76	-25.69
05/02/2020 11:50:40	-25.68	-25.76	-25.97	-26.21	-26.46	-26.72	-26.97	-27.24	-27.52	-27.78
05/02/2020 12:00:40	-28.04	-28.27	-28.54	-28.77	-28.97	-29.07	-29.08	-29.04	-28.87	-28.69
05/02/2020 12:10:40	-28.49	-28.26	-28.03	-27.81	-27.59	-27.39	-27.18	-26.97	-26.75	-26.55
05/02/2020 12:20:40	-26.34	-26.14	-25.93	-25.79	-25.69	-25.62	-25.67	-25.86	-26.07	-26.33
05/02/2020 12:30:40	-26.57	-26.83	-27.08	-27.34	-27.62	-27.83	-28.08	-28.36	-28.62	-28.84
05/02/2020 12:40:39	-28.98	-29.03	-29.06	-28.99	-28.88	-28.71	-28.55	-28.37	-28.15	-27.97
05/02/2020 12:50:39	-27.77	-27.57	-27.36	-27.09	-26.87	-26.61	-26.38	-26.17	-26.08	-26.00
05/02/2020 13:00:39	-26.02	-26.15	-26.36	-26.56	-26.81	-27.03	-27.29	-27.54	-27.78	-28.05
05/02/2020 13:10:41	-28.29	-28.52	-28.74	-28.98	-29.15	-29.22	-29.23	-29.18	-29.10	-28.93
05/02/2020 13:20:41	-28.71	-28.53	-28.33	-28.10	-27.92	-27.69	-27.47	-27.23	-27.01	-26.75
05/02/2020 13:30:41	-26.53									

T 02 - FRZ-4 01 (10:0F:9F:07:D1)

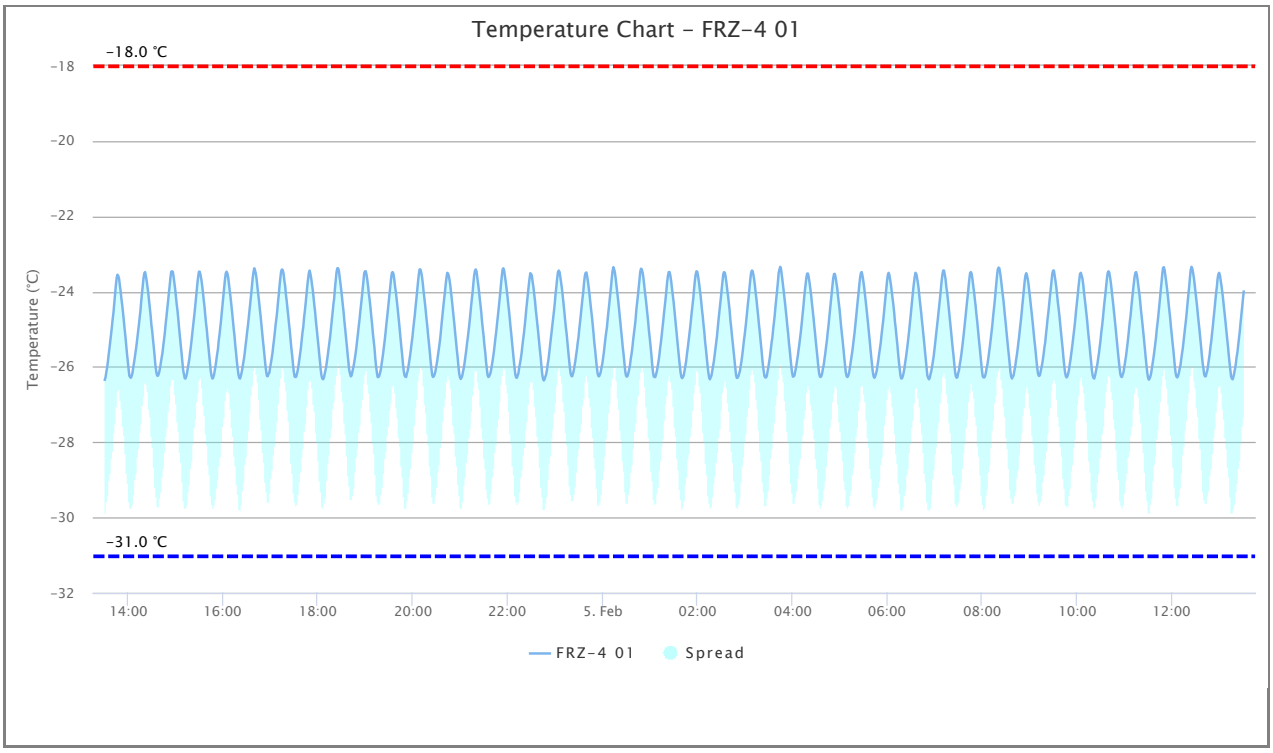

Logger Details

Min (°C)	Max (°C)	Avg (°C)	Spread (°C)	Std (°C)	MKT (°C)
-26.36	-23.34	-24.94	3.02	0.93	-24.87

Logger Data

Date Time	+0m	+1m	+2m	+3m	+4m	+5m	+6m	+7m	+8m	+9m
04/02/2020 13:30:33	-26.34	-26.27	-26.13	-26.01	-25.84	-25.66	-25.49	-25.30	-25.12	-24.93
04/02/2020 13:40:34	-24.72	-24.55	-24.31	-24.07	-23.83	-23.64	-23.55	-23.58	-23.65	-23.83
04/02/2020 13:50:34	-23.98	-24.19	-24.35	-24.55	-24.76	-24.98	-25.18	-25.41	-25.64	-25.84
04/02/2020 14:00:34	-26.04	-26.23	-26.27	-26.29	-26.24	-26.16	-26.01	-25.88	-25.74	-25.59
04/02/2020 14:10:34	-25.44	-25.26	-25.08	-24.90	-24.71	-24.52	-24.27	-24.05	-23.85	-23.64
04/02/2020 14:20:34	-23.51	-23.48	-23.59	-23.72	-23.89	-24.04	-24.25	-24.45	-24.65	-24.90
04/02/2020 14:30:34	-25.06	-25.29	-25.49	-25.72	-25.96	-26.12	-26.22	-26.24	-26.20	-26.12
04/02/2020 14:40:34	-26.01	-25.87	-25.74	-25.62	-25.43	-25.26	-25.08	-24.85	-24.66	-24.45
04/02/2020 14:50:34	-24.25	-24.04	-23.85	-23.63	-23.47	-23.46	-23.47	-23.61	-23.77	-23.94
04/02/2020 15:00:34	-24.15	-24.35	-24.52	-24.75	-24.98	-25.20	-25.42	-25.62	-25.85	-26.07
04/02/2020 15:10:34	-26.19	-26.30	-26.31	-26.25	-26.16	-26.02	-25.90	-25.77	-25.59	-25.43
04/02/2020 15:20:34	-25.24	-25.04	-24.85	-24.66	-24.46	-24.24	-24.02	-23.80	-23.61	-23.47
04/02/2020 15:30:34	-23.47	-23.55	-23.67	-23.82	-24.00	-24.21	-24.39	-24.62	-24.84	-25.01
04/02/2020 15:40:34	-25.26	-25.46	-25.68	-25.89	-26.12	-26.24	-26.31	-26.29	-26.22	-26.10
04/02/2020 15:50:34	-25.98	-25.83	-25.67	-25.54	-25.31	-25.15	-24.95	-24.76	-24.53	-24.32
04/02/2020 16:00:34	-24.10	-23.88	-23.67	-23.51	-23.47	-23.52	-23.62	-23.80	-23.98	-24.15
04/02/2020 16:10:34	-24.35	-24.55	-24.77	-24.99	-25.18	-25.43	-25.63	-25.86	-26.04	-26.20
04/02/2020 16:20:34	-26.29	-26.31	-26.24	-26.15	-26.04	-25.90	-25.78	-25.62	-25.43	-25.26
04/02/2020 16:30:33	-25.07	-24.90	-24.70	-24.49	-24.29	-24.08	-23.86	-23.64	-23.48	-23.38
04/02/2020 16:40:34	-23.44	-23.53	-23.68	-23.88	-24.07	-24.25	-24.46	-24.65	-24.87	-25.09
04/02/2020 16:50:34	-25.31	-25.51	-25.72	-25.94	-26.11	-26.24	-26.25	-26.18	-26.16	-26.02

Date Time	+0m	+1m	+2m	+3m	+4m	+5m	+6m	+7m	+8m	+9m
04/02/2020 17:00:34	-25.90	-25.77	-25.63	-25.44	-25.27	-25.08	-24.87	-24.71	-24.52	-24.27
04/02/2020 17:10:34	-24.08	-23.83	-23.63	-23.46	-23.41	-23.43	-23.52	-23.70	-23.85	-24.08
04/02/2020 17:20:34	-24.25	-24.46	-24.65	-24.87	-25.06	-25.30	-25.53	-25.71	-25.94	-26.13
04/02/2020 17:30:34	-26.26	-26.27	-26.26	-26.18	-26.08	-25.95	-25.80	-25.65	-25.49	-25.28
04/02/2020 17:40:34	-25.08	-24.93	-24.68	-24.51	-24.30	-24.08	-23.86	-23.67	-23.51	-23.44
04/02/2020 17:50:33	-23.53	-23.66	-23.81	-23.96	-24.17	-24.37	-24.55	-24.80	-24.99	-25.21
04/02/2020 18:00:33	-25.41	-25.64	-25.84	-26.07	-26.23	-26.31	-26.33	-26.29	-26.19	-26.09
04/02/2020 18:10:34	-25.98	-25.83	-25.68	-25.51	-25.35	-25.18	-24.98	-24.76	-24.56	-24.35
04/02/2020 18:20:34	-24.18	-23.92	-23.70	-23.48	-23.38	-23.38	-23.45	-23.63	-23.79	-23.97
04/02/2020 18:30:35	-24.17	-24.37	-24.56	-24.80	-25.00	-25.22	-25.43	-25.66	-25.87	-26.08
04/02/2020 18:40:34	-26.17	-26.25	-26.23	-26.13	-26.04	-25.93	-25.80	-25.66	-25.50	-25.31
04/02/2020 18:50:34	-25.13	-24.93	-24.76	-24.54	-24.35	-24.15	-23.94	-23.73	-23.51	-23.46
04/02/2020 19:00:34	-23.46	-23.56	-23.70	-23.88	-24.08	-24.24	-24.44	-24.67	-24.87	-25.12
04/02/2020 19:10:34	-25.31	-25.50	-25.77	-25.98	-26.15	-26.27	-26.27	-26.24	-26.16	-26.07
04/02/2020 19:20:34	-25.92	-25.78	-25.63	-25.45	-25.28	-25.09	-24.87	-24.68	-24.48	-24.27
04/02/2020 19:30:34	-24.06	-23.86	-23.65	-23.50	-23.48	-23.53	-23.68	-23.86	-24.01	-24.20
04/02/2020 19:40:34	-24.39	-24.60	-24.81	-25.03	-25.26	-25.48	-25.68	-25.92	-26.11	-26.23
04/02/2020 19:50:34	-26.26	-26.27	-26.17	-26.10	-25.98	-25.84	-25.70	-25.54	-25.36	-25.20
04/02/2020 20:00:34	-24.99	-24.80	-24.62	-24.39	-24.19	-23.97	-23.75	-23.55	-23.41	-23.41
04/02/2020 20:10:34	-23.49	-23.60	-23.77	-23.98	-24.17	-24.35	-24.56	-24.77	-24.97	-25.20
04/02/2020 20:20:34	-25.40	-25.62	-25.86	-26.05	-26.22	-26.27	-26.25	-26.20	-26.12	-26.00
04/02/2020 20:30:33	-25.88	-25.73	-25.58	-25.43	-25.26	-25.05	-24.82	-24.62	-24.41	-24.21
04/02/2020 20:40:33	-24.03	-23.81	-23.63	-23.50	-23.52	-23.59	-23.71	-23.86	-24.06	-24.25
04/02/2020 20:50:34	-24.46	-24.67	-24.87	-25.10	-25.30	-25.53	-25.72	-25.95	-26.16	-26.27
04/02/2020 21:00:33	-26.32	-26.29	-26.23	-26.12	-26.02	-25.88	-25.72	-25.56	-25.38	-25.22
04/02/2020 21:10:33	-25.04	-24.85	-24.64	-24.42	-24.21	-24.03	-23.79	-23.57	-23.45	-23.41
04/02/2020 21:20:34	-23.46	-23.63	-23.79	-23.96	-24.17	-24.35	-24.55	-24.80	-25.00	-25.19
04/02/2020 21:30:33	-25.43	-25.60	-25.85	-26.04	-26.22	-26.27	-26.25	-26.20	-26.13	-26.01
04/02/2020 21:40:33	-25.88	-25.74	-25.59	-25.41	-25.22	-25.05	-24.84	-24.65	-24.45	-24.24
04/02/2020 21:50:34	-24.03	-23.79	-23.58	-23.41	-23.38	-23.45	-23.61	-23.75	-23.93	-24.10
04/02/2020 22:00:34	-24.31	-24.50	-24.71	-24.94	-25.14	-25.37	-25.58	-25.80	-26.01	-26.19
04/02/2020 22:10:34	-26.28	-26.29	-26.23	-26.17	-26.01	-25.90	-25.78	-25.63	-25.44	-25.26
04/02/2020 22:20:34	-25.10	-24.90	-24.69	-24.45	-24.25	-24.05	-23.85	-23.66	-23.51	-23.53
04/02/2020 22:30:34	-23.58	-23.75	-23.89	-24.08	-24.26	-24.50	-24.68	-24.89	-25.08	-25.31
04/02/2020 22:40:34	-25.53	-25.72	-25.96	-26.18	-26.31	-26.36	-26.33	-26.26	-26.20	-26.09
04/02/2020 22:50:34	-25.93	-25.80	-25.62	-25.43	-25.24	-25.06	-24.87	-24.69	-24.50	-24.30
04/02/2020 23:00:33	-24.05	-23.86	-23.65	-23.48	-23.44	-23.48	-23.62	-23.77	-23.92	-24.12
04/02/2020 23:10:34	-24.32	-24.52	-24.75	-24.96	-25.13	-25.36	-25.59	-25.80	-26.01	-26.18
04/02/2020 23:20:34	-26.24	-26.25	-26.18	-26.09	-25.96	-25.84	-25.68	-25.53	-25.35	-25.20
04/02/2020 23:30:34	-24.98	-24.79	-24.59	-24.38	-24.18	-24.00	-23.76	-23.58	-23.50	-23.49
04/02/2020 23:40:34	-23.61	-23.75	-23.92	-24.11	-24.31	-24.50	-24.68	-24.90	-25.12	-25.37
04/02/2020 23:50:34	-25.55	-25.78	-25.98	-26.16	-26.24	-26.25	-26.20	-26.14	-26.02	-25.92
05/02/2020 00:00:34	-25.77	-25.62	-25.43	-25.24	-25.08	-24.93	-24.69	-24.49	-24.30	-24.08
05/02/2020 00:10:33	-23.89	-23.65	-23.46	-23.35	-23.41	-23.50	-23.66	-23.85	-24.03	-24.22
05/02/2020 00:20:33	-24.41	-24.63	-24.85	-25.06	-25.27	-25.50	-25.68	-25.90	-26.11	-26.23
05/02/2020 00:30:34	-26.26	-26.24	-26.16	-26.07	-25.96	-25.79	-25.66	-25.50	-25.30	-25.12
05/02/2020 00:40:33	-24.95	-24.77	-24.50	-24.31	-24.12	-23.90	-23.70	-23.48	-23.39	-23.41
05/02/2020 00:50:37	-23.50	-23.64	-23.83	-24.03	-24.20	-24.40	-24.60	-24.81	-25.05	-25.24
05/02/2020 01:00:37	-25.45	-25.66	-25.92	-26.13	-26.25	-26.27	-26.27	-26.19	-26.11	-25.99
05/02/2020 01:10:38	-25.86	-25.71	-25.52	-25.36	-25.18	-24.98	-24.79	-24.57	-24.38	-24.19
05/02/2020 01:20:37	-23.97	-23.74	-23.58	-23.48	-23.48	-23.57	-23.72	-23.90	-24.08	-24.25
05/02/2020 01:30:38	-24.46	-24.68	-24.90	-25.11	-25.34	-25.55	-25.77	-25.97	-26.16	-26.27
05/02/2020 01:40:37	-26.30	-26.27	-26.22	-26.10	-25.97	-25.85	-25.66	-25.50	-25.33	-25.15
05/02/2020 01:50:37	-24.97	-24.77	-24.56	-24.37	-24.18	-23.93	-23.72	-23.55	-23.46	-23.47
05/02/2020 02:00:37	-23.58	-23.72	-23.90	-24.06	-24.26	-24.48	-24.66	-24.89	-25.08	-25.34
05/02/2020 02:10:37	-25.52	-25.74	-25.95	-26.14	-26.27	-26.33	-26.28	-26.23	-26.11	-25.98

Date Time	+0m	+1m	+2m	+3m	+4m	+5m	+6m	+7m	+8m	+9m
05/02/2020 02:20:38	-25.86	-25.69	-25.52	-25.35	-25.18	-24.95	-24.74	-24.54	-24.34	-24.15
05/02/2020 02:30:37	-23.92	-23.72	-23.53	-23.48	-23.50	-23.62	-23.78	-23.96	-24.12	-24.31
05/02/2020 02:40:37	-24.51	-24.77	-24.96	-25.18	-25.38	-25.58	-25.79	-26.00	-26.20	-26.29
05/02/2020 02:50:37	-26.29	-26.25	-26.18	-26.11	-25.97	-25.84	-25.68	-25.50	-25.31	-25.15
05/02/2020 03:00:37	-24.97	-24.77	-24.56	-24.34	-24.15	-23.92	-23.70	-23.52	-23.44	-23.45
05/02/2020 03:10:37	-23.55	-23.68	-23.85	-24.05	-24.22	-24.44	-24.64	-24.86	-25.06	-25.28
05/02/2020 03:20:37	-25.49	-25.72	-25.94	-26.10	-26.24	-26.28	-26.28	-26.24	-26.11	-26.00
05/02/2020 03:30:37	-25.86	-25.72	-25.54	-25.36	-25.22	-25.00	-24.82	-24.63	-24.39	-24.18
05/02/2020 03:40:37	-23.97	-23.75	-23.50	-23.41	-23.34	-23.41	-23.57	-23.75	-23.92	-24.11
05/02/2020 03:50:37	-24.30	-24.50	-24.70	-24.93	-25.12	-25.37	-25.56	-25.78	-25.99	-26.16
05/02/2020 04:00:38	-26.26	-26.25	-26.22	-26.11	-26.01	-25.86	-25.73	-25.57	-25.42	-25.24
05/02/2020 04:10:37	-25.07	-24.87	-24.66	-24.45	-24.21	-24.00	-23.82	-23.63	-23.52	-23.52
05/02/2020 04:20:37	-23.62	-23.76	-23.92	-24.09	-24.30	-24.49	-24.69	-24.91	-25.11	-25.34
05/02/2020 04:30:38	-25.54	-25.75	-25.97	-26.15	-26.25	-26.27	-26.24	-26.17	-26.04	-25.94
05/02/2020 04:40:37	-25.78	-25.63	-25.45	-25.29	-25.08	-24.90	-24.68	-24.46	-24.25	-24.05
05/02/2020 04:50:38	-23.83	-23.64	-23.53	-23.53	-23.63	-23.77	-23.91	-24.12	-24.30	-24.48
05/02/2020 05:00:37	-24.71	-24.94	-25.14	-25.33	-25.55	-25.77	-25.98	-26.16	-26.25	-26.27
05/02/2020 05:10:37	-26.23	-26.16	-26.03	-25.88	-25.74	-25.60	-25.43	-25.25	-25.08	-24.87
05/02/2020 05:20:38	-24.66	-24.44	-24.23	-24.03	-23.81	-23.62	-23.50	-23.48	-23.58	-23.72
05/02/2020 05:30:37	-23.88	-24.06	-24.25	-24.44	-24.65	-24.85	-25.07	-25.28	-25.51	-25.73
05/02/2020 05:40:37	-25.93	-26.13	-26.25	-26.29	-26.25	-26.18	-26.10	-25.95	-25.82	-25.66
05/02/2020 05:50:38	-25.51	-25.36	-25.16	-24.97	-24.80	-24.59	-24.36	-24.15	-23.94	-23.72
05/02/2020 06:00:38	-23.56	-23.50	-23.56	-23.70	-23.83	-24.01	-24.18	-24.35	-24.55	-24.80
05/02/2020 06:10:37	-24.98	-25.20	-25.40	-25.64	-25.86	-26.05	-26.23	-26.31	-26.30	-26.24
05/02/2020 06:20:38	-26.15	-26.03	-25.88	-25.74	-25.57	-25.41	-25.22	-25.03	-24.82	-24.61
05/02/2020 06:30:38	-24.39	-24.17	-23.96	-23.77	-23.61	-23.50	-23.53	-23.64	-23.77	-23.93
05/02/2020 06:40:37	-24.15	-24.34	-24.53	-24.74	-24.94	-25.15	-25.36	-25.59	-25.80	-26.02
05/02/2020 06:50:37	-26.23	-26.29	-26.33	-26.29	-26.19	-26.11	-25.98	-25.85	-25.71	-25.53
05/02/2020 07:00:37	-25.34	-25.15	-24.96	-24.77	-24.57	-24.37	-24.17	-23.95	-23.72	-23.55
05/02/2020 07:10:37	-23.44	-23.44	-23.55	-23.67	-23.88	-24.03	-24.22	-24.42	-24.64	-24.85
05/02/2020 07:20:37	-25.06	-25.28	-25.50	-25.69	-25.92	-26.13	-26.25	-26.29	-26.27	-26.16
05/02/2020 07:30:37	-26.09	-25.93	-25.81	-25.66	-25.49	-25.31	-25.12	-24.92	-24.72	-24.51
05/02/2020 07:40:37	-24.30	-24.11	-23.89	-23.68	-23.51	-23.48	-23.53	-23.67	-23.85	-24.00
05/02/2020 07:50:37	-24.20	-24.38	-24.60	-24.79	-25.01	-25.24	-25.44	-25.66	-25.88	-26.09
05/02/2020 08:00:37	-26.25	-26.28	-26.28	-26.24	-26.15	-26.02	-25.93	-25.78	-25.62	-25.46
05/02/2020 08:10:37	-25.28	-25.10	-24.92	-24.69	-24.49	-24.29	-24.06	-23.82	-23.59	-23.41
05/02/2020 08:20:38	-23.36	-23.38	-23.50	-23.66	-23.85	-24.03	-24.20	-24.41	-24.63	-24.83
05/02/2020 08:30:37	-25.06	-25.27	-25.49	-25.69	-25.90	-26.13	-26.26	-26.31	-26.26	-26.23
05/02/2020 08:40:37	-26.10	-26.00	-25.84	-25.70	-25.55	-25.36	-25.20	-24.99	-24.81	-24.61
05/02/2020 08:50:37	-24.38	-24.17	-23.95	-23.73	-23.57	-23.51	-23.57	-23.68	-23.82	-24.02
05/02/2020 09:00:37	-24.20	-24.40	-24.59	-24.79	-25.00	-25.22	-25.41	-25.62	-25.84	-26.04
05/02/2020 09:10:37	-26.19	-26.24	-26.23	-26.15	-26.04	-25.94	-25.81	-25.66	-25.48	-25.35
05/02/2020 09:20:37	-25.13	-24.94	-24.72	-24.55	-24.34	-24.12	-23.93	-23.72	-23.52	-23.44
05/02/2020 09:30:37	-23.44	-23.58	-23.72	-23.88	-24.08	-24.29	-24.46	-24.65	-24.87	-25.09
05/02/2020 09:40:37	-25.30	-25.50	-25.74	-25.95	-26.13	-26.24	-26.28	-26.25	-26.18	-26.08
05/02/2020 09:50:37	-25.93	-25.80	-25.64	-25.48	-25.30	-25.12	-24.94	-24.74	-24.51	-24.31
05/02/2020 10:00:37	-24.11	-23.89	-23.70	-23.53	-23.50	-23.57	-23.65	-23.80	-24.01	-24.19
05/02/2020 10:10:38	-24.38	-24.57	-24.77	-25.01	-25.22	-25.42	-25.66	-25.86	-26.09	-26.23
05/02/2020 10:20:37	-26.29	-26.31	-26.23	-26.13	-26.02	-25.92	-25.77	-25.63	-25.45	-25.28
05/02/2020 10:30:37	-25.06	-24.90	-24.70	-24.47	-24.26	-24.08	-23.87	-23.66	-23.50	-23.46
05/02/2020 10:40:37	-23.50	-23.62	-23.77	-23.96	-24.15	-24.34	-24.55	-24.75	-24.96	-25.18
05/02/2020 10:50:37	-25.40	-25.62	-25.82	-26.02	-26.19	-26.26	-26.27	-26.20	-26.14	-26.00
05/02/2020 11:00:37	-25.87	-25.74	-25.57	-25.40	-25.21	-25.00	-24.79	-24.62	-24.39	-24.18
05/02/2020 11:10:37	-23.98	-23.79	-23.61	-23.50	-23.48	-23.57	-23.72	-23.89	-24.05	-24.25
05/02/2020 11:20:38	-24.48	-24.67	-24.87	-25.08	-25.29	-25.51	-25.74	-25.95	-26.15	-26.28
05/02/2020 11:30:37	-26.34	-26.31	-26.25	-26.16	-26.02	-25.88	-25.74	-25.58	-25.41	-25.24

Date Time	+0m	+1m	+2m	+3m	+4m	+5m	+6m	+7m	+8m	+9m
05/02/2020 11:40:37	-25.01	-24.84	-24.64	-24.42	-24.21	-23.97	-23.77	-23.53	-23.37	-23.35
05/02/2020 11:50:37	-23.43	-23.59	-23.75	-23.92	-24.10	-24.31	-24.51	-24.70	-24.94	-25.14
05/02/2020 12:00:37	-25.36	-25.55	-25.78	-26.01	-26.18	-26.26	-26.28	-26.24	-26.16	-26.05
05/02/2020 12:10:37	-25.95	-25.79	-25.64	-25.50	-25.31	-25.12	-24.93	-24.75	-24.53	-24.30
05/02/2020 12:20:37	-24.08	-23.88	-23.62	-23.42	-23.34	-23.39	-23.50	-23.64	-23.82	-24.01
05/02/2020 12:30:37	-24.20	-24.39	-24.61	-24.81	-25.01	-25.23	-25.44	-25.68	-25.89	-26.03
05/02/2020 12:40:37	-26.20	-26.25	-26.25	-26.16	-26.09	-25.95	-25.80	-25.66	-25.46	-25.31
05/02/2020 12:50:37	-25.10	-24.91	-24.69	-24.49	-24.26	-24.05	-23.88	-23.65	-23.53	-23.50
05/02/2020 13:00:37	-23.58	-23.72	-23.86	-24.03	-24.22	-24.42	-24.61	-24.82	-25.03	-25.24
05/02/2020 13:10:37	-25.44	-25.67	-25.88	-26.07	-26.25	-26.31	-26.33	-26.26	-26.16	-26.05
05/02/2020 13:20:37	-25.92	-25.74	-25.62	-25.42	-25.24	-25.06	-24.82	-24.62	-24.41	-24.20
05/02/2020 13:30:37	-24.00									

T 03 - FRZ-4 02 (10:0F:9F:1C:52)

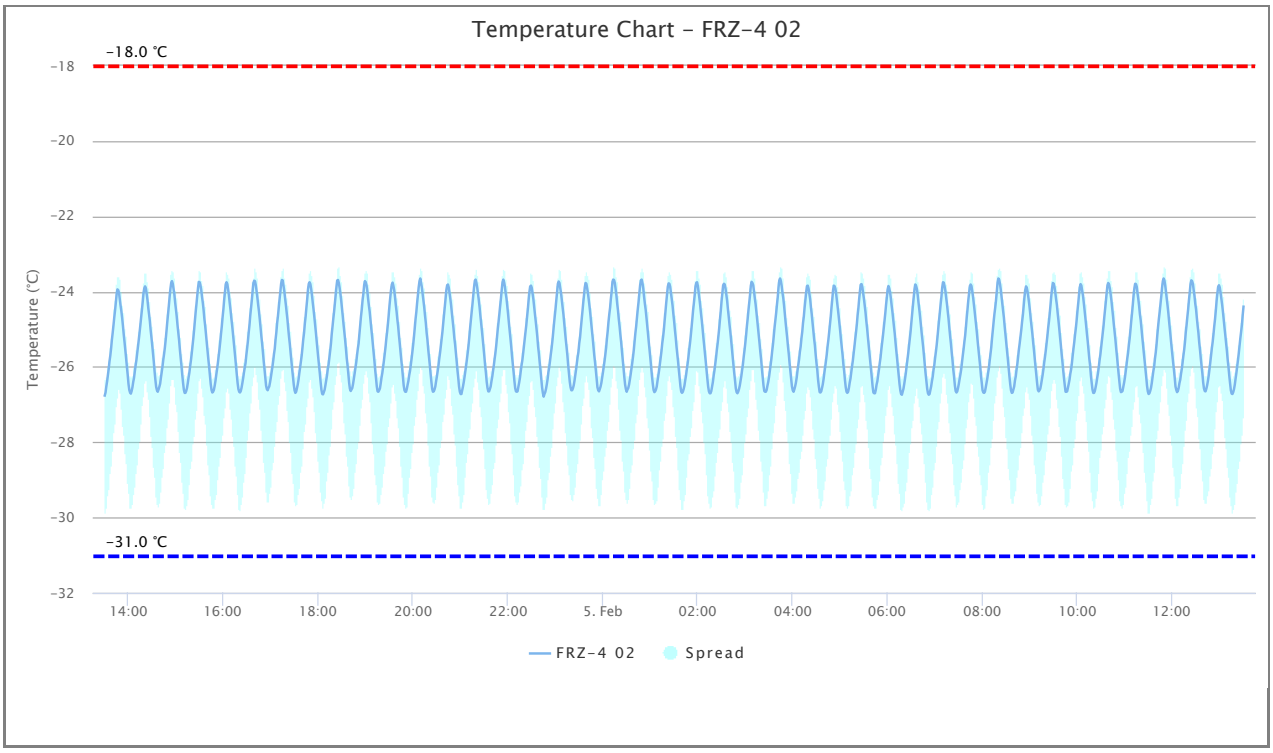

Logger Details

Min (°C)	Max (°C)	Avg (°C)	Spread (°C)	Std (°C)	MKT (°C)
-26.79	-23.65	-25.30	3.14	0.96	-25.22

Logger Data

Date Time	+0m	+1m	+2m	+3m	+4m	+5m	+6m	+7m	+8m	+9m
04/02/2020 13:30:11	-26.76	-26.68	-26.52	-26.38	-26.21	-26.05	-25.85	-25.70	-25.51	-25.28
04/02/2020 13:40:13	-25.10	-24.90	-24.69	-24.50	-24.29	-24.07	-23.94	-23.96	-24.03	-24.20
04/02/2020 13:50:12	-24.37	-24.52	-24.70	-24.91	-25.14	-25.34	-25.55	-25.77	-26.00	-26.21
04/02/2020 14:00:12	-26.45	-26.61	-26.68	-26.71	-26.64	-26.54	-26.40	-26.29	-26.12	-25.96
04/02/2020 14:10:12	-25.82	-25.64	-25.46	-25.28	-25.09	-24.89	-24.68	-24.48	-24.27	-24.04
04/02/2020 14:20:13	-23.91	-23.86	-23.91	-24.06	-24.22	-24.43	-24.60	-24.78	-25.02	-25.21
04/02/2020 14:30:12	-25.42	-25.64	-25.86	-26.12	-26.34	-26.53	-26.62	-26.66	-26.60	-26.53
04/02/2020 14:40:12	-26.45	-26.29	-26.14	-25.99	-25.81	-25.66	-25.49	-25.29	-25.06	-24.82
04/02/2020 14:50:13	-24.60	-24.38	-24.14	-23.93	-23.77	-23.72	-23.79	-23.93	-24.07	-24.29
04/02/2020 15:00:12	-24.47	-24.66	-24.89	-25.09	-25.29	-25.54	-25.76	-25.97	-26.21	-26.42
04/02/2020 15:10:12	-26.60	-26.69	-26.69	-26.64	-26.56	-26.43	-26.28	-26.15	-25.98	-25.82
04/02/2020 15:20:12	-25.64	-25.44	-25.24	-25.02	-24.77	-24.53	-24.32	-24.10	-23.89	-23.74
04/02/2020 15:30:13	-23.75	-23.83	-23.96	-24.14	-24.30	-24.49	-24.73	-24.91	-25.13	-25.36
04/02/2020 15:40:12	-25.58	-25.80	-26.00	-26.23	-26.46	-26.61	-26.68	-26.66	-26.61	-26.50
04/02/2020 15:50:13	-26.37	-26.21	-26.06	-25.90	-25.72	-25.54	-25.34	-25.12	-24.92	-24.68
04/02/2020 16:00:12	-24.47	-24.22	-24.01	-23.80	-23.75	-23.80	-23.94	-24.10	-24.30	-24.48
04/02/2020 16:10:12	-24.69	-24.88	-25.09	-25.31	-25.53	-25.75	-25.98	-26.21	-26.43	-26.59
04/02/2020 16:20:12	-26.66	-26.68	-26.64	-26.55	-26.43	-26.30	-26.15	-26.02	-25.90	-25.69
04/02/2020 16:30:12	-25.51	-25.32	-25.09	-24.89	-24.63	-24.43	-24.22	-23.98	-23.77	-23.71
04/02/2020 16:40:12	-23.72	-23.83	-23.99	-24.16	-24.35	-24.52	-24.73	-24.95	-25.18	-25.38
04/02/2020 16:50:12	-25.61	-25.85	-26.06	-26.28	-26.50	-26.59	-26.62	-26.56	-26.52	-26.41

Date Time	+0m	+1m	+2m	+3m	+4m	+5m	+6m	+7m	+8m	+9m
04/02/2020 17:00:13	-26.28	-26.14	-26.00	-25.84	-25.66	-25.51	-25.27	-25.08	-24.83	-24.65
04/02/2020 17:10:13	-24.43	-24.21	-24.01	-23.79	-23.69	-23.70	-23.84	-23.98	-24.17	-24.35
04/02/2020 17:20:13	-24.55	-24.74	-24.98	-25.20	-25.39	-25.62	-25.84	-26.06	-26.26	-26.47
04/02/2020 17:30:12	-26.62	-26.69	-26.66	-26.57	-26.47	-26.34	-26.17	-26.02	-25.86	-25.70
04/02/2020 17:40:13	-25.49	-25.27	-25.10	-24.85	-24.66	-24.42	-24.20	-23.94	-23.79	-23.75
04/02/2020 17:50:13	-23.80	-23.93	-24.09	-24.29	-24.47	-24.67	-24.88	-25.09	-25.32	-25.54
04/02/2020 18:00:12	-25.76	-25.97	-26.18	-26.41	-26.61	-26.72	-26.73	-26.67	-26.61	-26.49
04/02/2020 18:10:13	-26.36	-26.23	-26.06	-25.94	-25.76	-25.58	-25.39	-25.13	-24.93	-24.72
04/02/2020 18:20:12	-24.53	-24.31	-24.09	-23.87	-23.70	-23.69	-23.77	-23.90	-24.06	-24.24
04/02/2020 18:30:12	-24.45	-24.66	-24.88	-25.08	-25.29	-25.52	-25.77	-25.96	-26.18	-26.42
04/02/2020 18:40:13	-26.58	-26.64	-26.60	-26.56	-26.45	-26.31	-26.17	-26.02	-25.88	-25.69
04/02/2020 18:50:12	-25.52	-25.38	-25.13	-24.90	-24.66	-24.47	-24.23	-24.06	-23.83	-23.72
04/02/2020 19:00:12	-23.75	-23.83	-23.98	-24.19	-24.37	-24.53	-24.75	-24.97	-25.17	-25.40
04/02/2020 19:10:13	-25.62	-25.85	-26.09	-26.30	-26.52	-26.65	-26.66	-26.62	-26.57	-26.43
04/02/2020 19:20:12	-26.28	-26.16	-26.00	-25.84	-25.66	-25.48	-25.26	-25.08	-24.87	-24.64
04/02/2020 19:30:12	-24.38	-24.16	-23.96	-23.81	-23.76	-23.85	-23.96	-24.14	-24.35	-24.53
04/02/2020 19:40:13	-24.74	-24.92	-25.16	-25.37	-25.60	-25.82	-26.02	-26.25	-26.49	-26.62
04/02/2020 19:50:12	-26.66	-26.66	-26.58	-26.47	-26.37	-26.22	-26.11	-25.95	-25.78	-25.60
04/02/2020 20:00:12	-25.41	-25.20	-24.97	-24.73	-24.54	-24.30	-24.09	-23.88	-23.72	-23.65
04/02/2020 20:10:12	-23.77	-23.89	-24.07	-24.24	-24.42	-24.64	-24.83	-25.09	-25.27	-25.52
04/02/2020 20:20:12	-25.73	-25.94	-26.18	-26.39	-26.58	-26.66	-26.65	-26.60	-26.52	-26.38
04/02/2020 20:30:13	-26.25	-26.11	-25.96	-25.78	-25.62	-25.44	-25.25	-25.07	-24.84	-24.62
04/02/2020 20:40:12	-24.40	-24.18	-23.95	-23.83	-23.81	-23.89	-24.04	-24.19	-24.37	-24.58
04/02/2020 20:50:12	-24.78	-24.98	-25.22	-25.40	-25.62	-25.85	-26.09	-26.29	-26.52	-26.66
04/02/2020 21:00:13	-26.72	-26.72	-26.62	-26.52	-26.40	-26.26	-26.11	-25.96	-25.79	-25.62
04/02/2020 21:10:12	-25.43	-25.21	-24.97	-24.75	-24.54	-24.33	-24.10	-23.88	-23.71	-23.68
04/02/2020 21:20:13	-23.77	-23.90	-24.06	-24.23	-24.42	-24.64	-24.85	-25.05	-25.27	-25.49
04/02/2020 21:30:13	-25.72	-25.96	-26.16	-26.40	-26.56	-26.65	-26.65	-26.59	-26.52	-26.38
04/02/2020 21:40:13	-26.26	-26.11	-25.96	-25.79	-25.63	-25.44	-25.22	-24.99	-24.80	-24.59
04/02/2020 21:50:13	-24.38	-24.18	-23.95	-23.75	-23.68	-23.75	-23.87	-24.04	-24.18	-24.38
04/02/2020 22:00:12	-24.59	-24.82	-25.03	-25.24	-25.46	-25.71	-25.93	-26.14	-26.37	-26.56
04/02/2020 22:10:12	-26.65	-26.66	-26.65	-26.53	-26.42	-26.29	-26.12	-25.96	-25.83	-25.65
04/02/2020 22:20:13	-25.46	-25.27	-25.08	-24.90	-24.68	-24.47	-24.22	-24.01	-23.86	-23.84
04/02/2020 22:30:12	-23.90	-24.05	-24.20	-24.40	-24.60	-24.79	-24.99	-25.20	-25.46	-25.65
04/02/2020 22:40:12	-25.88	-26.09	-26.32	-26.54	-26.69	-26.79	-26.72	-26.67	-26.58	-26.46
04/02/2020 22:50:13	-26.32	-26.14	-26.01	-25.85	-25.67	-25.51	-25.32	-25.10	-24.87	-24.66
04/02/2020 23:00:12	-24.46	-24.23	-24.01	-23.79	-23.73	-23.77	-23.91	-24.04	-24.23	-24.42
04/02/2020 23:10:12	-24.60	-24.83	-25.06	-25.28	-25.48	-25.69	-25.95	-26.17	-26.39	-26.54
04/02/2020 23:20:13	-26.62	-26.62	-26.57	-26.49	-26.37	-26.22	-26.07	-25.90	-25.73	-25.60
04/02/2020 23:30:12	-25.37	-25.22	-24.98	-24.76	-24.54	-24.31	-24.10	-23.89	-23.77	-23.79
04/02/2020 23:40:12	-23.91	-24.04	-24.21	-24.39	-24.59	-24.81	-25.02	-25.23	-25.46	-25.69
04/02/2020 23:50:12	-25.88	-26.09	-26.31	-26.54	-26.62	-26.65	-26.59	-26.52	-26.42	-26.28
05/02/2020 00:00:13	-26.14	-25.99	-25.84	-25.67	-25.49	-25.25	-25.05	-24.80	-24.60	-24.43
05/02/2020 00:10:12	-24.19	-24.00	-23.74	-23.68	-23.69	-23.77	-23.93	-24.10	-24.32	-24.50
05/02/2020 00:20:12	-24.73	-24.92	-25.14	-25.34	-25.58	-25.81	-26.03	-26.27	-26.47	-26.59
05/02/2020 00:30:13	-26.66	-26.60	-26.56	-26.47	-26.34	-26.20	-26.05	-25.90	-25.73	-25.55
05/02/2020 00:40:12	-25.32	-25.10	-24.92	-24.69	-24.47	-24.28	-24.05	-23.83	-23.70	-23.68
05/02/2020 00:50:12	-23.78	-23.92	-24.14	-24.32	-24.48	-24.69	-24.91	-25.13	-25.36	-25.57
05/02/2020 01:00:13	-25.79	-26.02	-26.25	-26.45	-26.61	-26.67	-26.65	-26.60	-26.52	-26.37
05/02/2020 01:10:12	-26.23	-26.09	-25.92	-25.75	-25.58	-25.37	-25.21	-25.02	-24.77	-24.54
05/02/2020 01:20:12	-24.30	-24.08	-23.87	-23.78	-23.79	-23.87	-24.04	-24.20	-24.37	-24.59
05/02/2020 01:30:13	-24.79	-25.02	-25.22	-25.46	-25.66	-25.86	-26.09	-26.30	-26.52	-26.66
05/02/2020 01:40:12	-26.69	-26.66	-26.59	-26.50	-26.36	-26.23	-26.07	-25.92	-25.75	-25.55
05/02/2020 01:50:13	-25.38	-25.18	-24.96	-24.73	-24.49	-24.30	-24.09	-23.86	-23.77	-23.75
05/02/2020 02:00:12	-23.85	-24.02	-24.19	-24.38	-24.59	-24.77	-24.99	-25.22	-25.43	-25.65
05/02/2020 02:10:12	-25.86	-26.09	-26.31	-26.52	-26.65	-26.70	-26.70	-26.64	-26.52	-26.40

Date Time	+0m	+1m	+2m	+3m	+4m	+5m	+6m	+7m	+8m	+9m
05/02/2020 02:20:12	-26.23	-26.09	-25.92	-25.75	-25.55	-25.38	-25.18	-24.97	-24.73	-24.51
05/02/2020 02:30:12	-24.25	-24.04	-23.83	-23.79	-23.81	-23.92	-24.08	-24.24	-24.46	-24.66
05/02/2020 02:40:13	-24.87	-25.06	-25.27	-25.50	-25.73	-25.95	-26.16	-26.36	-26.57	-26.67
05/02/2020 02:50:12	-26.70	-26.66	-26.59	-26.50	-26.37	-26.24	-26.08	-25.93	-25.73	-25.56
05/02/2020 03:00:12	-25.37	-25.16	-24.92	-24.72	-24.49	-24.29	-24.08	-23.84	-23.74	-23.77
05/02/2020 03:10:12	-23.83	-23.99	-24.17	-24.33	-24.53	-24.74	-24.95	-25.16	-25.37	-25.60
05/02/2020 03:20:12	-25.80	-26.05	-26.27	-26.49	-26.64	-26.66	-26.66	-26.61	-26.50	-26.40
05/02/2020 03:30:12	-26.27	-26.11	-25.95	-25.78	-25.58	-25.40	-25.18	-24.95	-24.76	-24.57
05/02/2020 03:40:13	-24.35	-24.15	-23.89	-23.70	-23.65	-23.72	-23.85	-24.03	-24.17	-24.37
05/02/2020 03:50:12	-24.59	-24.82	-25.03	-25.23	-25.46	-25.66	-25.90	-26.11	-26.32	-26.52
05/02/2020 04:00:12	-26.62	-26.66	-26.60	-26.52	-26.42	-26.28	-26.10	-25.95	-25.80	-25.60
05/02/2020 04:10:13	-25.46	-25.24	-25.07	-24.83	-24.66	-24.42	-24.22	-24.01	-23.85	-23.84
05/02/2020 04:20:12	-23.92	-24.06	-24.20	-24.42	-24.60	-24.82	-25.03	-25.25	-25.43	-25.68
05/02/2020 04:30:13	-25.90	-26.08	-26.34	-26.52	-26.67	-26.68	-26.65	-26.56	-26.46	-26.32
05/02/2020 04:40:12	-26.15	-26.00	-25.84	-25.67	-25.46	-25.29	-25.09	-24.88	-24.67	-24.42
05/02/2020 04:50:12	-24.20	-23.96	-23.84	-23.86	-23.93	-24.08	-24.27	-24.45	-24.64	-24.84
05/02/2020 05:00:13	-25.05	-25.28	-25.48	-25.68	-25.93	-26.11	-26.35	-26.54	-26.66	-26.69
05/02/2020 05:10:12	-26.66	-26.56	-26.42	-26.31	-26.14	-25.98	-25.83	-25.64	-25.46	-25.26
05/02/2020 05:20:12	-25.08	-24.88	-24.63	-24.44	-24.19	-23.98	-23.81	-23.80	-23.88	-24.04
05/02/2020 05:30:13	-24.19	-24.37	-24.55	-24.78	-24.97	-25.20	-25.42	-25.64	-25.86	-26.07
05/02/2020 05:40:13	-26.29	-26.52	-26.68	-26.70	-26.70	-26.61	-26.47	-26.38	-26.22	-26.07
05/02/2020 05:50:13	-25.90	-25.75	-25.54	-25.36	-25.18	-24.98	-24.78	-24.58	-24.35	-24.15
05/02/2020 06:00:12	-23.94	-23.85	-23.91	-24.01	-24.17	-24.36	-24.53	-24.73	-24.93	-25.12
05/02/2020 06:10:12	-25.36	-25.58	-25.79	-26.02	-26.23	-26.45	-26.62	-26.72	-26.74	-26.66
05/02/2020 06:20:12	-26.58	-26.45	-26.31	-26.16	-25.98	-25.81	-25.64	-25.44	-25.25	-25.06
05/02/2020 06:30:12	-24.82	-24.59	-24.36	-24.14	-23.93	-23.81	-23.85	-23.93	-24.09	-24.29
05/02/2020 06:40:13	-24.47	-24.67	-24.88	-25.10	-25.29	-25.49	-25.72	-25.96	-26.18	-26.38
05/02/2020 06:50:13	-26.58	-26.70	-26.74	-26.72	-26.62	-26.52	-26.38	-26.26	-26.08	-25.95
05/02/2020 07:00:12	-25.76	-25.60	-25.42	-25.21	-24.98	-24.76	-24.55	-24.33	-24.14	-23.89
05/02/2020 07:10:13	-23.75	-23.76	-23.86	-23.98	-24.16	-24.33	-24.53	-24.72	-24.96	-25.18
05/02/2020 07:20:12	-25.38	-25.61	-25.82	-26.07	-26.26	-26.49	-26.64	-26.68	-26.65	-26.56
05/02/2020 07:30:13	-26.45	-26.32	-26.20	-26.07	-25.88	-25.70	-25.53	-25.34	-25.17	-24.94
05/02/2020 07:40:12	-24.69	-24.47	-24.23	-24.04	-23.85	-23.81	-23.85	-23.99	-24.14	-24.33
05/02/2020 07:50:13	-24.52	-24.72	-24.92	-25.13	-25.36	-25.57	-25.78	-25.98	-26.24	-26.42
05/02/2020 08:00:12	-26.62	-26.68	-26.69	-26.66	-26.55	-26.43	-26.31	-26.16	-26.03	-25.84
05/02/2020 08:10:13	-25.66	-25.48	-25.24	-25.03	-24.81	-24.60	-24.43	-24.24	-24.01	-23.76
05/02/2020 08:20:12	-23.65	-23.68	-23.79	-23.94	-24.13	-24.32	-24.51	-24.69	-24.93	-25.14
05/02/2020 08:30:12	-25.36	-25.58	-25.79	-26.02	-26.25	-26.46	-26.62	-26.69	-26.68	-26.60
05/02/2020 08:40:13	-26.52	-26.36	-26.25	-26.07	-25.92	-25.73	-25.53	-25.37	-25.19	-25.01
05/02/2020 08:50:13	-24.80	-24.62	-24.38	-24.15	-23.96	-23.86	-23.90	-24.01	-24.16	-24.33
05/02/2020 09:00:12	-24.52	-24.74	-24.93	-25.12	-25.35	-25.55	-25.78	-26.00	-26.21	-26.43
05/02/2020 09:10:12	-26.61	-26.65	-26.62	-26.58	-26.47	-26.34	-26.21	-26.06	-25.88	-25.73
05/02/2020 09:20:12	-25.56	-25.37	-25.18	-24.96	-24.79	-24.57	-24.34	-24.10	-23.90	-23.77
05/02/2020 09:30:13	-23.79	-23.88	-24.03	-24.20	-24.35	-24.57	-24.77	-24.98	-25.21	-25.42
05/02/2020 09:40:12	-25.65	-25.86	-26.09	-26.30	-26.49	-26.66	-26.66	-26.65	-26.55	-26.45
05/02/2020 09:50:12	-26.34	-26.18	-26.07	-25.90	-25.70	-25.51	-25.34	-25.14	-24.97	-24.76
05/02/2020 10:00:13	-24.52	-24.31	-24.08	-23.88	-23.80	-23.84	-23.98	-24.10	-24.29	-24.49
05/02/2020 10:10:12	-24.69	-24.90	-25.12	-25.32	-25.55	-25.78	-25.96	-26.23	-26.42	-26.60
05/02/2020 10:20:13	-26.69	-26.69	-26.64	-26.54	-26.43	-26.29	-26.16	-26.00	-25.82	-25.67
05/02/2020 10:30:12	-25.48	-25.29	-25.10	-24.91	-24.67	-24.46	-24.25	-24.03	-23.83	-23.77
05/02/2020 10:40:12	-23.81	-23.92	-24.07	-24.24	-24.45	-24.65	-24.87	-25.07	-25.27	-25.51
05/02/2020 10:50:13	-25.72	-25.95	-26.17	-26.38	-26.58	-26.67	-26.66	-26.64	-26.53	-26.42
05/02/2020 11:00:13	-26.29	-26.13	-25.96	-25.78	-25.63	-25.42	-25.25	-25.03	-24.79	-24.58
05/02/2020 11:10:13	-24.35	-24.10	-23.91	-23.79	-23.80	-23.87	-24.05	-24.20	-24.38	-24.60
05/02/2020 11:20:12	-24.76	-24.98	-25.21	-25.42	-25.64	-25.85	-26.06	-26.27	-26.50	-26.65
05/02/2020 11:30:12	-26.72	-26.70	-26.64	-26.56	-26.43	-26.27	-26.11	-25.99	-25.78	-25.62

Date Time	+0m	+1m	+2m	+3m	+4m	+5m	+6m	+7m	+8m	+9m
05/02/2020 11:40:13	-25.41	-25.16	-24.93	-24.72	-24.54	-24.33	-24.13	-23.90	-23.72	-23.65
05/02/2020 11:50:13	-23.70	-23.84	-24.01	-24.20	-24.38	-24.58	-24.81	-25.02	-25.24	-25.46
05/02/2020 12:00:13	-25.67	-25.88	-26.07	-26.28	-26.52	-26.61	-26.67	-26.64	-26.56	-26.43
05/02/2020 12:10:12	-26.34	-26.18	-26.05	-25.88	-25.70	-25.54	-25.34	-25.08	-24.89	-24.67
05/02/2020 12:20:12	-24.47	-24.23	-24.03	-23.80	-23.70	-23.72	-23.79	-23.96	-24.11	-24.32
05/02/2020 12:30:12	-24.47	-24.70	-24.91	-25.10	-25.35	-25.55	-25.78	-25.98	-26.17	-26.41
05/02/2020 12:40:12	-26.57	-26.64	-26.65	-26.58	-26.49	-26.37	-26.23	-26.06	-25.88	-25.69
05/02/2020 12:50:12	-25.50	-25.34	-25.14	-24.92	-24.73	-24.50	-24.24	-24.04	-23.87	-23.83
05/02/2020 13:00:13	-23.89	-24.03	-24.19	-24.35	-24.54	-24.75	-24.96	-25.16	-25.37	-25.57
05/02/2020 13:10:13	-25.81	-26.00	-26.23	-26.43	-26.62	-26.71	-26.72	-26.67	-26.59	-26.47
05/02/2020 13:20:13	-26.31	-26.16	-25.99	-25.82	-25.64	-25.44	-25.24	-25.06	-24.88	-24.62
05/02/2020 13:30:12	-24.40									

T 04 - FRZ-4 03 (10:0F:9D:F6:81)

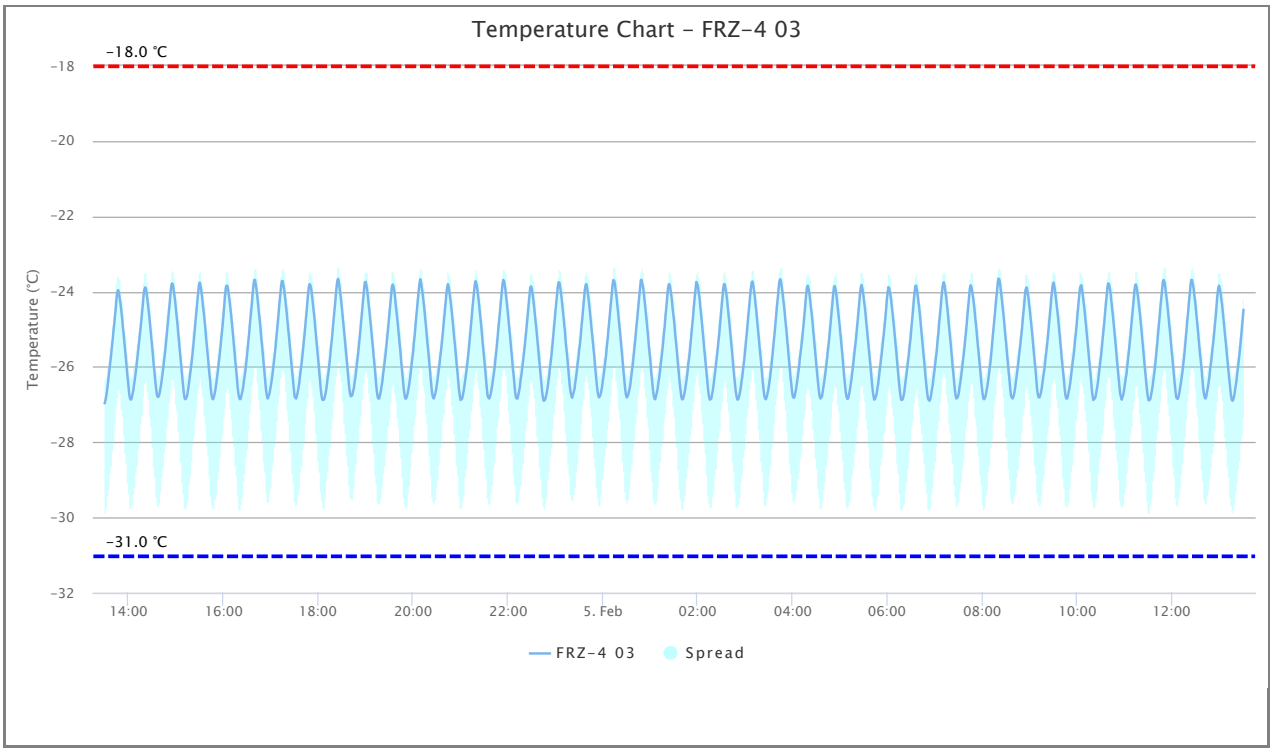

Logger Details

Min (°C)	Max (°C)	Avg (°C)	Spread (°C)	Std (°C)	MKT (°C)
-26.96	-23.66	-25.41	3.30	1.01	-25.33

Logger Data

Date Time	+0m	+1m	+2m	+3m	+4m	+5m	+6m	+7m	+8m	+9m
04/02/2020 13:30:04	-26.96	-26.88	-26.76	-26.61	-26.43	-26.25	-26.07	-25.87	-25.69	-25.48
04/02/2020 13:40:04	-25.29	-25.06	-24.86	-24.64	-24.42	-24.15	-24.00	-23.96	-24.05	-24.20
04/02/2020 13:50:05	-24.33	-24.52	-24.71	-24.96	-25.15	-25.39	-25.60	-25.84	-26.07	-26.30
04/02/2020 14:00:04	-26.50	-26.73	-26.84	-26.87	-26.84	-26.73	-26.64	-26.48	-26.34	-26.18
04/02/2020 14:10:05	-26.00	-25.81	-25.62	-25.41	-25.23	-25.03	-24.83	-24.60	-24.37	-24.12
04/02/2020 14:20:05	-23.95	-23.89	-23.91	-24.06	-24.21	-24.40	-24.59	-24.81	-25.03	-25.26
04/02/2020 14:30:04	-25.47	-25.71	-25.96	-26.16	-26.40	-26.59	-26.75	-26.80	-26.79	-26.73
04/02/2020 14:40:08	-26.61	-26.50	-26.35	-26.18	-26.02	-25.83	-25.65	-25.45	-25.23	-24.99
04/02/2020 14:50:08	-24.78	-24.54	-24.33	-24.08	-23.86	-23.78	-23.81	-23.93	-24.09	-24.27
04/02/2020 15:00:10	-24.48	-24.70	-24.90	-25.15	-25.37	-25.60	-25.83	-26.05	-26.29	-26.50
04/02/2020 15:10:10	-26.71	-26.84	-26.86	-26.82	-26.77	-26.64	-26.50	-26.34	-26.17	-26.01
04/02/2020 15:20:11	-25.83	-25.63	-25.42	-25.19	-24.97	-24.71	-24.50	-24.26	-24.04	-23.84
04/02/2020 15:30:08	-23.76	-23.83	-23.97	-24.13	-24.34	-24.53	-24.72	-24.94	-25.21	-25.42
04/02/2020 15:40:08	-25.65	-25.87	-26.13	-26.32	-26.57	-26.74	-26.84	-26.86	-26.79	-26.71
04/02/2020 15:50:08	-26.59	-26.44	-26.27	-26.11	-25.91	-25.74	-25.53	-25.31	-25.11	-24.89
04/02/2020 16:00:08	-24.65	-24.38	-24.13	-23.91	-23.84	-23.85	-23.95	-24.11	-24.29	-24.47
04/02/2020 16:10:08	-24.67	-24.90	-25.12	-25.36	-25.59	-25.83	-26.06	-26.28	-26.54	-26.71
04/02/2020 16:20:08	-26.82	-26.86	-26.84	-26.74	-26.65	-26.54	-26.36	-26.22	-26.07	-25.87
04/02/2020 16:30:07	-25.67	-25.45	-25.23	-25.00	-24.75	-24.54	-24.32	-24.06	-23.84	-23.69
04/02/2020 16:40:07	-23.69	-23.82	-23.96	-24.15	-24.37	-24.58	-24.77	-25.01	-25.26	-25.46
04/02/2020 16:50:08	-25.70	-25.93	-26.16	-26.40	-26.63	-26.77	-26.84	-26.79	-26.73	-26.62

Date Time	+0m	+1m	+2m	+3m	+4m	+5m	+6m	+7m	+8m	+9m
04/02/2020 17:00:08	-26.50	-26.36	-26.21	-26.02	-25.85	-25.65	-25.47	-25.23	-25.00	-24.78
04/02/2020 17:10:08	-24.53	-24.28	-24.06	-23.85	-23.72	-23.72	-23.84	-23.97	-24.15	-24.35
04/02/2020 17:20:07	-24.55	-24.77	-25.00	-25.21	-25.45	-25.68	-25.91	-26.14	-26.35	-26.57
04/02/2020 17:30:08	-26.78	-26.82	-26.84	-26.77	-26.67	-26.56	-26.42	-26.22	-26.06	-25.89
04/02/2020 17:40:08	-25.69	-25.48	-25.26	-25.06	-24.80	-24.58	-24.33	-24.09	-23.88	-23.80
04/02/2020 17:50:08	-23.83	-23.92	-24.09	-24.29	-24.49	-24.68	-24.92	-25.15	-25.39	-25.60
04/02/2020 18:00:08	-25.83	-26.07	-26.31	-26.56	-26.75	-26.86	-26.88	-26.87	-26.82	-26.72
04/02/2020 18:10:08	-26.61	-26.44	-26.27	-26.13	-25.93	-25.73	-25.48	-25.30	-25.08	-24.83
04/02/2020 18:20:08	-24.60	-24.38	-24.15	-23.91	-23.72	-23.66	-23.74	-23.91	-24.08	-24.26
04/02/2020 18:30:08	-24.47	-24.70	-24.92	-25.14	-25.37	-25.61	-25.82	-26.06	-26.30	-26.52
04/02/2020 18:40:08	-26.69	-26.78	-26.77	-26.75	-26.64	-26.57	-26.39	-26.27	-26.07	-25.89
04/02/2020 18:50:08	-25.72	-25.51	-25.30	-25.08	-24.84	-24.62	-24.38	-24.15	-23.91	-23.75
04/02/2020 19:00:07	-23.74	-23.85	-24.00	-24.19	-24.40	-24.59	-24.81	-25.02	-25.26	-25.46
04/02/2020 19:10:08	-25.72	-25.93	-26.16	-26.42	-26.64	-26.79	-26.84	-26.84	-26.74	-26.66
04/02/2020 19:20:09	-26.52	-26.39	-26.19	-26.03	-25.84	-25.67	-25.46	-25.25	-25.04	-24.81
04/02/2020 19:30:08	-24.58	-24.35	-24.11	-23.89	-23.81	-23.85	-23.96	-24.14	-24.37	-24.55
04/02/2020 19:40:08	-24.74	-24.97	-25.18	-25.41	-25.63	-25.90	-26.11	-26.34	-26.57	-26.73
04/02/2020 19:50:08	-26.84	-26.84	-26.79	-26.70	-26.59	-26.46	-26.31	-26.14	-25.93	-25.76
04/02/2020 20:00:08	-25.59	-25.33	-25.14	-24.89	-24.65	-24.43	-24.20	-23.98	-23.78	-23.67
04/02/2020 20:10:08	-23.75	-23.91	-24.06	-24.25	-24.43	-24.67	-24.88	-25.11	-25.36	-25.56
04/02/2020 20:20:08	-25.81	-26.03	-26.29	-26.51	-26.71	-26.80	-26.84	-26.78	-26.70	-26.60
04/02/2020 20:30:08	-26.46	-26.30	-26.13	-25.98	-25.78	-25.60	-25.42	-25.21	-24.98	-24.75
04/02/2020 20:40:08	-24.52	-24.30	-24.06	-23.88	-23.80	-23.88	-24.04	-24.21	-24.38	-24.58
04/02/2020 20:50:08	-24.79	-25.02	-25.25	-25.45	-25.69	-25.93	-26.14	-26.39	-26.62	-26.77
04/02/2020 21:00:08	-26.88	-26.86	-26.84	-26.73	-26.62	-26.47	-26.32	-26.16	-25.99	-25.81
04/02/2020 21:10:08	-25.60	-25.39	-25.15	-24.92	-24.69	-24.44	-24.21	-24.00	-23.81	-23.72
04/02/2020 21:20:08	-23.80	-23.91	-24.08	-24.27	-24.49	-24.69	-24.89	-25.13	-25.39	-25.60
04/02/2020 21:30:07	-25.82	-26.04	-26.30	-26.54	-26.75	-26.81	-26.84	-26.80	-26.72	-26.61
04/02/2020 21:40:08	-26.48	-26.32	-26.19	-26.01	-25.81	-25.61	-25.40	-25.17	-24.92	-24.70
04/02/2020 21:50:08	-24.48	-24.24	-24.01	-23.80	-23.69	-23.72	-23.85	-24.01	-24.22	-24.42
04/02/2020 22:00:08	-24.64	-24.85	-25.07	-25.30	-25.53	-25.77	-26.03	-26.21	-26.45	-26.67
04/02/2020 22:10:07	-26.81	-26.84	-26.84	-26.74	-26.64	-26.52	-26.32	-26.19	-26.01	-25.84
04/02/2020 22:20:08	-25.65	-25.46	-25.25	-25.04	-24.82	-24.59	-24.35	-24.13	-23.90	-23.86
04/02/2020 22:30:08	-23.91	-24.06	-24.23	-24.41	-24.63	-24.83	-25.03	-25.26	-25.49	-25.72
04/02/2020 22:40:07	-25.95	-26.19	-26.39	-26.64	-26.80	-26.90	-26.89	-26.86	-26.77	-26.67
04/02/2020 22:50:08	-26.55	-26.39	-26.22	-26.03	-25.85	-25.67	-25.45	-25.21	-24.98	-24.74
04/02/2020 23:00:08	-24.50	-24.29	-24.06	-23.86	-23.75	-23.76	-23.89	-24.05	-24.23	-24.45
04/02/2020 23:10:08	-24.64	-24.87	-25.07	-25.37	-25.56	-25.77	-26.01	-26.26	-26.50	-26.66
04/02/2020 23:20:07	-26.76	-26.82	-26.75	-26.67	-26.59	-26.42	-26.27	-26.11	-25.90	-25.75
04/02/2020 23:30:07	-25.53	-25.37	-25.15	-24.90	-24.69	-24.44	-24.22	-23.97	-23.83	-23.80
04/02/2020 23:40:07	-23.90	-24.06	-24.23	-24.42	-24.64	-24.85	-25.08	-25.28	-25.51	-25.71
04/02/2020 23:50:08	-26.00	-26.19	-26.43	-26.62	-26.75	-26.81	-26.78	-26.73	-26.63	-26.51
05/02/2020 00:00:08	-26.34	-26.20	-26.03	-25.85	-25.69	-25.44	-25.25	-25.00	-24.78	-24.54
05/02/2020 00:10:08	-24.32	-24.10	-23.86	-23.70	-23.70	-23.78	-23.95	-24.11	-24.32	-24.52
05/02/2020 00:20:08	-24.74	-24.96	-25.16	-25.41	-25.63	-25.87	-26.13	-26.34	-26.57	-26.73
05/02/2020 00:30:08	-26.81	-26.79	-26.73	-26.64	-26.55	-26.40	-26.23	-26.05	-25.88	-25.66
05/02/2020 00:40:08	-25.45	-25.26	-25.00	-24.80	-24.56	-24.34	-24.11	-23.89	-23.69	-23.69
05/02/2020 00:50:08	-23.82	-23.92	-24.13	-24.32	-24.53	-24.73	-24.96	-25.18	-25.45	-25.65
05/02/2020 01:00:11	-25.87	-26.14	-26.34	-26.57	-26.74	-26.84	-26.86	-26.78	-26.69	-26.59
05/02/2020 01:10:11	-26.42	-26.30	-26.12	-25.93	-25.76	-25.57	-25.36	-25.12	-24.93	-24.66
05/02/2020 01:20:12	-24.44	-24.20	-23.96	-23.82	-23.80	-23.89	-24.05	-24.20	-24.44	-24.62
05/02/2020 01:30:12	-24.79	-25.07	-25.28	-25.48	-25.72	-25.97	-26.20	-26.43	-26.61	-26.79
05/02/2020 01:40:11	-26.86	-26.86	-26.79	-26.70	-26.58	-26.44	-26.28	-26.12	-25.90	-25.75
05/02/2020 01:50:11	-25.54	-25.32	-25.09	-24.87	-24.64	-24.38	-24.15	-23.95	-23.74	-23.78
05/02/2020 02:00:12	-23.85	-24.01	-24.16	-24.40	-24.59	-24.80	-25.04	-25.27	-25.51	-25.72
05/02/2020 02:10:11	-25.95	-26.18	-26.40	-26.63	-26.78	-26.87	-26.86	-26.84	-26.72	-26.61

Date Time	+0m	+1m	+2m	+3m	+4m	+5m	+6m	+7m	+8m	+9m
05/02/2020 02:20:12	-26.45	-26.27	-26.11	-25.91	-25.73	-25.53	-25.32	-25.13	-24.87	-24.64
05/02/2020 02:30:12	-24.39	-24.18	-23.92	-23.80	-23.81	-23.93	-24.06	-24.24	-24.45	-24.67
05/02/2020 02:40:11	-24.87	-25.11	-25.33	-25.55	-25.80	-26.03	-26.27	-26.47	-26.67	-26.79
05/02/2020 02:50:11	-26.87	-26.86	-26.79	-26.69	-26.59	-26.41	-26.28	-26.10	-25.91	-25.74
05/02/2020 03:00:11	-25.52	-25.29	-25.08	-24.83	-24.59	-24.38	-24.13	-23.92	-23.76	-23.73
05/02/2020 03:10:11	-23.82	-23.97	-24.14	-24.36	-24.54	-24.78	-25.01	-25.22	-25.47	-25.68
05/02/2020 03:20:11	-25.90	-26.14	-26.39	-26.59	-26.77	-26.84	-26.86	-26.80	-26.71	-26.61
05/02/2020 03:30:12	-26.47	-26.32	-26.15	-25.97	-25.76	-25.55	-25.32	-25.11	-24.87	-24.64
05/02/2020 03:40:12	-24.39	-24.18	-23.95	-23.74	-23.67	-23.72	-23.86	-24.03	-24.22	-24.39
05/02/2020 03:50:11	-24.60	-24.84	-25.04	-25.29	-25.51	-25.77	-25.99	-26.25	-26.43	-26.64
05/02/2020 04:00:11	-26.78	-26.82	-26.81	-26.71	-26.61	-26.46	-26.32	-26.15	-25.99	-25.77
05/02/2020 04:10:11	-25.61	-25.42	-25.23	-25.02	-24.80	-24.56	-24.32	-24.06	-23.88	-23.84
05/02/2020 04:20:12	-23.93	-24.06	-24.24	-24.43	-24.60	-24.82	-25.07	-25.29	-25.53	-25.75
05/02/2020 04:30:11	-25.99	-26.21	-26.43	-26.63	-26.78	-26.84	-26.81	-26.78	-26.64	-26.50
05/02/2020 04:40:11	-26.36	-26.21	-26.03	-25.85	-25.65	-25.46	-25.26	-25.03	-24.80	-24.55
05/02/2020 04:50:12	-24.33	-24.09	-23.91	-23.85	-23.93	-24.07	-24.25	-24.45	-24.65	-24.84
05/02/2020 05:00:11	-25.07	-25.29	-25.51	-25.75	-26.00	-26.26	-26.46	-26.67	-26.79	-26.85
05/02/2020 05:10:11	-26.84	-26.75	-26.64	-26.50	-26.36	-26.19	-26.02	-25.83	-25.62	-25.44
05/02/2020 05:20:11	-25.25	-25.02	-24.80	-24.55	-24.32	-24.07	-23.90	-23.82	-23.91	-24.05
05/02/2020 05:30:11	-24.23	-24.39	-24.59	-24.83	-25.04	-25.26	-25.49	-25.71	-25.92	-26.16
05/02/2020 05:40:12	-26.39	-26.61	-26.77	-26.87	-26.85	-26.79	-26.72	-26.57	-26.45	-26.27
05/02/2020 05:50:11	-26.08	-25.91	-25.74	-25.54	-25.33	-25.15	-24.94	-24.72	-24.48	-24.22
05/02/2020 06:00:11	-24.01	-23.88	-23.91	-24.04	-24.15	-24.35	-24.54	-24.74	-24.96	-25.17
05/02/2020 06:10:12	-25.40	-25.62	-25.87	-26.10	-26.34	-26.55	-26.75	-26.87	-26.88	-26.86
05/02/2020 06:20:11	-26.78	-26.67	-26.50	-26.33	-26.16	-25.98	-25.81	-25.62	-25.41	-25.23
05/02/2020 06:30:12	-24.97	-24.74	-24.52	-24.25	-24.03	-23.86	-23.84	-23.96	-24.11	-24.29
05/02/2020 06:40:11	-24.45	-24.67	-24.90	-25.13	-25.36	-25.59	-25.81	-26.04	-26.28	-26.50
05/02/2020 06:50:11	-26.69	-26.84	-26.88	-26.90	-26.84	-26.74	-26.59	-26.48	-26.29	-26.13
05/02/2020 07:00:12	-25.95	-25.75	-25.59	-25.34	-25.13	-24.87	-24.65	-24.43	-24.16	-23.95
05/02/2020 07:10:12	-23.80	-23.75	-23.84	-23.99	-24.15	-24.35	-24.55	-24.80	-25.01	-25.23
05/02/2020 07:20:12	-25.44	-25.69	-25.95	-26.15	-26.39	-26.61	-26.77	-26.84	-26.82	-26.78
05/02/2020 07:30:11	-26.69	-26.52	-26.40	-26.23	-26.06	-25.87	-25.70	-25.51	-25.29	-25.09
05/02/2020 07:40:12	-24.85	-24.60	-24.37	-24.13	-23.92	-23.83	-23.89	-24.01	-24.15	-24.32
05/02/2020 07:50:11	-24.51	-24.74	-24.95	-25.18	-25.42	-25.62	-25.85	-26.07	-26.31	-26.52
05/02/2020 08:00:12	-26.71	-26.84	-26.86	-26.82	-26.75	-26.63	-26.52	-26.37	-26.22	-26.03
05/02/2020 08:10:12	-25.88	-25.65	-25.43	-25.17	-24.95	-24.72	-24.50	-24.25	-24.04	-23.82
05/02/2020 08:20:11	-23.66	-23.66	-23.75	-23.96	-24.12	-24.33	-24.52	-24.72	-24.98	-25.21
05/02/2020 08:30:11	-25.41	-25.67	-25.89	-26.13	-26.34	-26.58	-26.77	-26.81	-26.84	-26.79
05/02/2020 08:40:11	-26.71	-26.59	-26.42	-26.27	-26.10	-25.93	-25.73	-25.54	-25.36	-25.16
05/02/2020 08:50:11	-24.96	-24.72	-24.49	-24.26	-24.00	-23.91	-23.89	-24.03	-24.15	-24.35
05/02/2020 09:00:11	-24.54	-24.75	-24.95	-25.17	-25.41	-25.65	-25.87	-26.07	-26.34	-26.59
05/02/2020 09:10:11	-26.74	-26.81	-26.81	-26.75	-26.67	-26.55	-26.39	-26.23	-26.10	-25.91
05/02/2020 09:20:11	-25.71	-25.53	-25.34	-25.11	-24.88	-24.65	-24.42	-24.15	-23.95	-23.80
05/02/2020 09:30:12	-23.76	-23.88	-24.04	-24.22	-24.41	-24.59	-24.80	-25.03	-25.26	-25.48
05/02/2020 09:40:11	-25.74	-25.96	-26.16	-26.37	-26.61	-26.77	-26.84	-26.84	-26.77	-26.65
05/02/2020 09:50:11	-26.55	-26.41	-26.23	-26.05	-25.87	-25.72	-25.53	-25.29	-25.11	-24.88
05/02/2020 10:00:12	-24.62	-24.39	-24.15	-23.95	-23.85	-23.83	-23.96	-24.13	-24.32	-24.49
05/02/2020 10:10:12	-24.71	-24.93	-25.16	-25.39	-25.62	-25.85	-26.08	-26.30	-26.56	-26.74
05/02/2020 10:20:12	-26.88	-26.85	-26.84	-26.78	-26.65	-26.54	-26.39	-26.21	-26.04	-25.85
05/02/2020 10:30:11	-25.68	-25.46	-25.23	-25.02	-24.81	-24.55	-24.33	-24.11	-23.86	-23.78
05/02/2020 10:40:11	-23.81	-23.92	-24.06	-24.27	-24.48	-24.67	-24.89	-25.11	-25.34	-25.57
05/02/2020 10:50:12	-25.83	-26.05	-26.28	-26.50	-26.71	-26.79	-26.87	-26.80	-26.74	-26.61
05/02/2020 11:00:12	-26.46	-26.31	-26.19	-25.99	-25.78	-25.60	-25.39	-25.18	-24.93	-24.71
05/02/2020 11:10:11	-24.48	-24.26	-23.99	-23.83	-23.81	-23.90	-24.05	-24.21	-24.40	-24.58
05/02/2020 11:20:12	-24.81	-25.02	-25.27	-25.48	-25.74	-25.97	-26.19	-26.41	-26.63	-26.79
05/02/2020 11:30:12	-26.89	-26.88	-26.86	-26.76	-26.65	-26.52	-26.35	-26.19	-26.02	-25.81

Date Time	+0m	+1m	+2m	+3m	+4m	+5m	+6m	+7m	+8m	+9m
05/02/2020 11:40:12	-25.57	-25.37	-25.11	-24.88	-24.65	-24.39	-24.18	-23.96	-23.74	-23.69
05/02/2020 11:50:12	-23.74	-23.86	-24.05	-24.22	-24.42	-24.63	-24.85	-25.06	-25.29	-25.55
05/02/2020 12:00:12	-25.74	-25.98	-26.22	-26.44	-26.64	-26.81	-26.84	-26.85	-26.78	-26.67
05/02/2020 12:10:12	-26.54	-26.40	-26.25	-26.10	-25.90	-25.71	-25.48	-25.24	-25.00	-24.74
05/02/2020 12:20:11	-24.54	-24.28	-24.08	-23.83	-23.69	-23.69	-23.80	-23.93	-24.13	-24.29
05/02/2020 12:30:12	-24.52	-24.73	-24.95	-25.18	-25.42	-25.65	-25.85	-26.05	-26.31	-26.56
05/02/2020 12:40:11	-26.71	-26.81	-26.84	-26.78	-26.65	-26.55	-26.40	-26.25	-26.03	-25.89
05/02/2020 12:50:11	-25.69	-25.48	-25.31	-25.08	-24.84	-24.64	-24.36	-24.12	-23.93	-23.84
05/02/2020 13:00:11	-23.92	-24.03	-24.21	-24.36	-24.58	-24.79	-25.01	-25.22	-25.43	-25.67
05/02/2020 13:10:11	-25.89	-26.10	-26.32	-26.52	-26.73	-26.86	-26.90	-26.87	-26.79	-26.67
05/02/2020 13:20:11	-26.52	-26.39	-26.20	-26.02	-25.83	-25.65	-25.43	-25.21	-24.98	-24.73
05/02/2020 13:30:11	-24.49									

T 05 - FRZ-4 04 (10:0F:9E:29:3F)

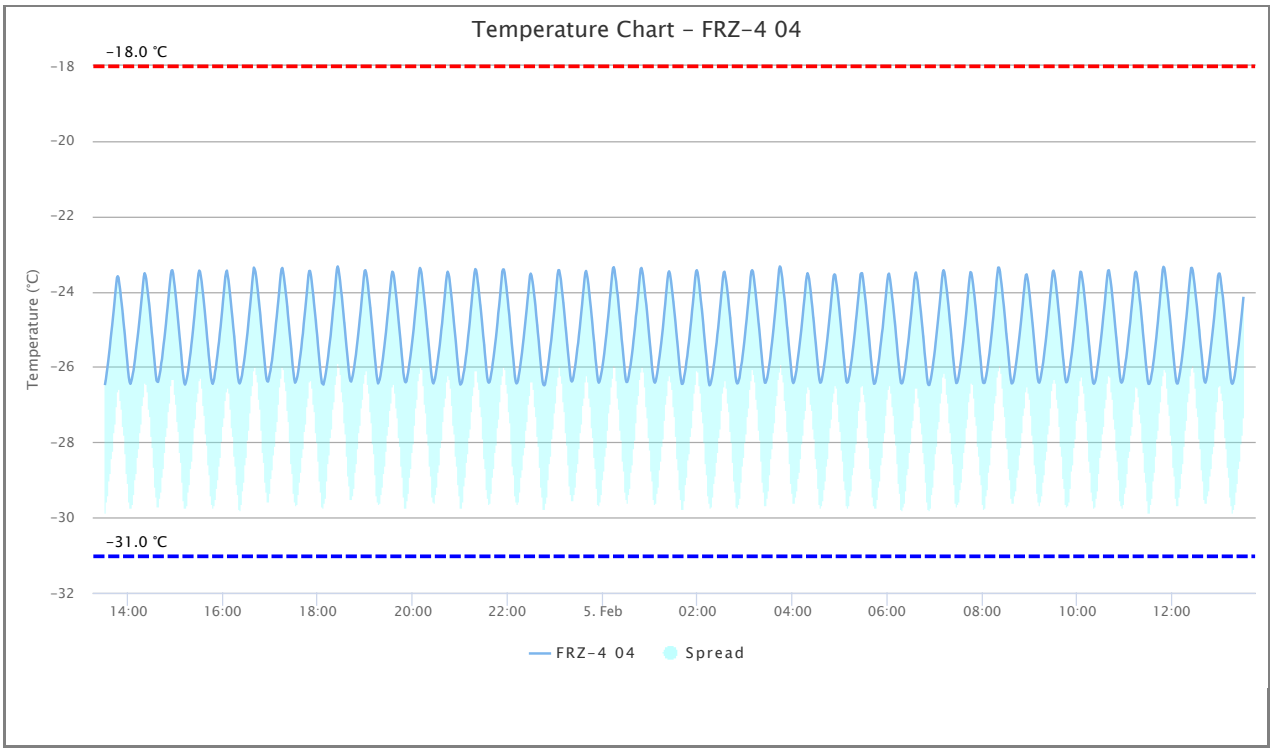

Logger Details

Min (°C)	Max (°C)	Avg (°C)	Spread (°C)	Std (°C)	MKT (°C)
-26.49	-23.33	-25.01	3.16	0.98	-24.94

Logger Data

Date Time	+0m	+1m	+2m	+3m	+4m	+5m	+6m	+7m	+8m	+9m
04/02/2020 13:30:56	-26.45	-26.33	-26.17	-26.01	-25.84	-25.66	-25.48	-25.26	-25.07	-24.89
04/02/2020 13:40:56	-24.68	-24.48	-24.26	-24.03	-23.82	-23.63	-23.59	-23.63	-23.79	-23.94
04/02/2020 13:50:56	-24.15	-24.32	-24.51	-24.75	-24.95	-25.15	-25.40	-25.62	-25.84	-26.09
04/02/2020 14:00:56	-26.28	-26.40	-26.45	-26.39	-26.31	-26.19	-26.09	-25.93	-25.77	-25.57
04/02/2020 14:10:56	-25.40	-25.23	-25.05	-24.85	-24.65	-24.44	-24.23	-24.03	-23.80	-23.60
04/02/2020 14:20:56	-23.51	-23.56	-23.66	-23.85	-24.02	-24.20	-24.38	-24.60	-24.84	-25.08
04/02/2020 14:30:56	-25.27	-25.52	-25.73	-25.97	-26.19	-26.36	-26.39	-26.40	-26.31	-26.20
04/02/2020 14:40:56	-26.09	-25.90	-25.79	-25.59	-25.40	-25.24	-25.05	-24.85	-24.62	-24.42
04/02/2020 14:50:56	-24.20	-23.97	-23.76	-23.55	-23.44	-23.43	-23.52	-23.70	-23.86	-24.06
04/02/2020 15:00:59	-24.27	-24.49	-24.71	-24.93	-25.16	-25.38	-25.60	-25.86	-26.09	-26.27
04/02/2020 15:10:59	-26.42	-26.47	-26.42	-26.33	-26.23	-26.10	-25.94	-25.77	-25.62	-25.42
04/02/2020 15:20:59	-25.24	-25.04	-24.82	-24.62	-24.37	-24.16	-23.95	-23.71	-23.52	-23.44
04/02/2020 15:30:59	-23.47	-23.59	-23.73	-23.92	-24.10	-24.31	-24.52	-24.75	-24.98	-25.23
04/02/2020 15:40:59	-25.44	-25.69	-25.88	-26.11	-26.30	-26.40	-26.45	-26.39	-26.30	-26.13
04/02/2020 15:50:59	-26.02	-25.84	-25.68	-25.49	-25.33	-25.11	-24.93	-24.71	-24.50	-24.26
04/02/2020 16:00:59	-24.04	-23.82	-23.60	-23.49	-23.44	-23.57	-23.70	-23.88	-24.08	-24.29
04/02/2020 16:10:59	-24.51	-24.71	-24.94	-25.14	-25.38	-25.63	-25.86	-26.09	-26.28	-26.40
04/02/2020 16:21:00	-26.44	-26.40	-26.32	-26.23	-26.08	-25.95	-25.80	-25.64	-25.45	-25.27
04/02/2020 16:30:59	-25.09	-24.87	-24.64	-24.44	-24.22	-24.00	-23.75	-23.54	-23.36	-23.40
04/02/2020 16:41:00	-23.47	-23.61	-23.79	-23.97	-24.18	-24.38	-24.57	-24.83	-25.04	-25.28
04/02/2020 16:51:00	-25.50	-25.72	-25.95	-26.16	-26.32	-26.38	-26.39	-26.31	-26.19	-26.10

Date Time	+0m	+1m	+2m	+3m	+4m	+5m	+6m	+7m	+8m	+9m
04/02/2020 17:00:59	-25.95	-25.83	-25.64	-25.45	-25.26	-25.07	-24.84	-24.66	-24.44	-24.22
04/02/2020 17:11:02	-24.00	-23.75	-23.54	-23.40	-23.37	-23.47	-23.61	-23.79	-23.97	-24.15
04/02/2020 17:21:03	-24.35	-24.60	-24.81	-25.04	-25.25	-25.46	-25.71	-25.96	-26.14	-26.32
04/02/2020 17:31:03	-26.42	-26.39	-26.33	-26.25	-26.13	-25.98	-25.81	-25.66	-25.49	-25.27
04/02/2020 17:41:03	-25.11	-24.86	-24.66	-24.46	-24.24	-24.02	-23.79	-23.56	-23.45	-23.45
04/02/2020 17:51:03	-23.55	-23.71	-23.90	-24.08	-24.31	-24.51	-24.71	-24.95	-25.15	-25.41
04/02/2020 18:01:02	-25.64	-25.87	-26.09	-26.28	-26.43	-26.45	-26.47	-26.38	-26.28	-26.16
04/02/2020 18:11:03	-26.02	-25.87	-25.71	-25.51	-25.34	-25.18	-24.95	-24.74	-24.50	-24.31
04/02/2020 18:21:03	-24.08	-23.85	-23.59	-23.40	-23.33	-23.40	-23.55	-23.71	-23.92	-24.09
04/02/2020 18:31:03	-24.31	-24.53	-24.76	-24.97	-25.21	-25.44	-25.65	-25.87	-26.10	-26.28
04/02/2020 18:41:03	-26.37	-26.39	-26.32	-26.23	-26.11	-25.98	-25.82	-25.68	-25.49	-25.31
04/02/2020 18:51:02	-25.12	-24.92	-24.71	-24.52	-24.29	-24.07	-23.86	-23.62	-23.45	-23.43
04/02/2020 19:01:02	-23.50	-23.63	-23.79	-24.00	-24.19	-24.38	-24.60	-24.82	-25.05	-25.29
04/02/2020 19:11:03	-25.53	-25.75	-25.96	-26.19	-26.34	-26.44	-26.39	-26.34	-26.24	-26.10
04/02/2020 19:21:02	-25.94	-25.80	-25.62	-25.45	-25.26	-25.08	-24.86	-24.64	-24.45	-24.21
04/02/2020 19:31:03	-24.00	-23.79	-23.58	-23.47	-23.49	-23.58	-23.75	-23.94	-24.13	-24.34
04/02/2020 19:41:02	-24.55	-24.78	-25.00	-25.21	-25.45	-25.68	-25.89	-26.15	-26.29	-26.39
04/02/2020 19:51:03	-26.41	-26.38	-26.26	-26.15	-26.00	-25.86	-25.71	-25.54	-25.36	-25.18
04/02/2020 20:01:03	-25.00	-24.77	-24.55	-24.35	-24.11	-23.89	-23.66	-23.46	-23.37	-23.42
04/02/2020 20:11:03	-23.52	-23.71	-23.89	-24.10	-24.30	-24.50	-24.74	-24.95	-25.18	-25.40
04/02/2020 20:21:03	-25.62	-25.86	-26.12	-26.28	-26.40	-26.44	-26.38	-26.31	-26.19	-26.04
04/02/2020 20:31:04	-25.90	-25.74	-25.58	-25.42	-25.22	-25.01	-24.84	-24.61	-24.40	-24.19
04/02/2020 20:41:03	-23.96	-23.73	-23.56	-23.47	-23.52	-23.61	-23.79	-23.98	-24.17	-24.38
04/02/2020 20:51:02	-24.61	-24.84	-25.05	-25.26	-25.50	-25.75	-25.96	-26.19	-26.38	-26.47
04/02/2020 21:01:03	-26.45	-26.41	-26.31	-26.18	-26.08	-25.92	-25.74	-25.59	-25.39	-25.18
04/02/2020 21:11:02	-25.00	-24.80	-24.55	-24.35	-24.12	-23.90	-23.69	-23.49	-23.40	-23.43
04/02/2020 21:21:03	-23.54	-23.73	-23.90	-24.10	-24.30	-24.49	-24.71	-24.94	-25.18	-25.37
04/02/2020 21:31:02	-25.62	-25.84	-26.08	-26.28	-26.39	-26.42	-26.40	-26.32	-26.19	-26.07
04/02/2020 21:41:03	-25.90	-25.75	-25.58	-25.40	-25.23	-25.03	-24.82	-24.57	-24.39	-24.18
04/02/2020 21:51:03	-23.94	-23.71	-23.47	-23.41	-23.41	-23.50	-23.66	-23.83	-24.03	-24.22
04/02/2020 22:01:02	-24.45	-24.64	-24.91	-25.10	-25.36	-25.57	-25.78	-26.02	-26.26	-26.39
04/02/2020 22:11:03	-26.44	-26.42	-26.36	-26.22	-26.10	-25.94	-25.78	-25.62	-25.43	-25.25
04/02/2020 22:21:03	-25.05	-24.85	-24.65	-24.45	-24.22	-24.02	-23.79	-23.58	-23.52	-23.57
04/02/2020 22:31:02	-23.69	-23.83	-24.01	-24.19	-24.38	-24.63	-24.84	-25.08	-25.28	-25.53
04/02/2020 22:41:03	-25.77	-25.99	-26.19	-26.39	-26.47	-26.49	-26.47	-26.36	-26.24	-26.11
04/02/2020 22:51:02	-25.96	-25.80	-25.62	-25.45	-25.29	-25.08	-24.86	-24.66	-24.45	-24.22
04/02/2020 23:01:02	-24.01	-23.76	-23.54	-23.43	-23.43	-23.54	-23.66	-23.86	-24.05	-24.24
04/02/2020 23:11:02	-24.45	-24.67	-24.91	-25.12	-25.36	-25.58	-25.79	-26.01	-26.23	-26.36
04/02/2020 23:21:03	-26.39	-26.36	-26.27	-26.13	-26.01	-25.86	-25.68	-25.50	-25.36	-25.15
04/02/2020 23:31:03	-24.97	-24.75	-24.54	-24.34	-24.10	-23.90	-23.67	-23.50	-23.45	-23.54
04/02/2020 23:41:02	-23.66	-23.82	-24.03	-24.23	-24.42	-24.64	-24.86	-25.11	-25.31	-25.54
04/02/2020 23:51:02	-25.79	-25.98	-26.20	-26.36	-26.42	-26.39	-26.31	-26.20	-26.09	-25.95
05/02/2020 00:01:03	-25.80	-25.64	-25.45	-25.26	-25.08	-24.85	-24.67	-24.45	-24.21	-24.00
05/02/2020 00:11:02	-23.76	-23.54	-23.38	-23.35	-23.43	-23.60	-23.73	-23.95	-24.09	-24.32
05/02/2020 00:21:03	-24.55	-24.78	-24.99	-25.26	-25.45	-25.68	-25.90	-26.14	-26.32	-26.40
05/02/2020 00:31:03	-26.40	-26.34	-26.24	-26.09	-25.99	-25.83	-25.67	-25.50	-25.29	-25.11
05/02/2020 00:41:02	-24.92	-24.66	-24.50	-24.27	-24.06	-23.80	-23.58	-23.40	-23.37	-23.45
05/02/2020 00:51:03	-23.57	-23.76	-23.94	-24.15	-24.31	-24.52	-24.75	-24.99	-25.22	-25.44
05/02/2020 01:01:02	-25.66	-25.92	-26.13	-26.29	-26.39	-26.42	-26.38	-26.28	-26.16	-26.02
05/02/2020 01:11:02	-25.85	-25.71	-25.54	-25.37	-25.18	-24.99	-24.77	-24.54	-24.34	-24.10
05/02/2020 01:21:02	-23.88	-23.66	-23.50	-23.46	-23.52	-23.66	-23.83	-24.01	-24.20	-24.40
05/02/2020 01:31:03	-24.60	-24.81	-25.05	-25.27	-25.48	-25.72	-25.96	-26.18	-26.34	-26.45
05/02/2020 01:41:02	-26.45	-26.40	-26.26	-26.15	-26.02	-25.84	-25.71	-25.51	-25.35	-25.15
05/02/2020 01:51:03	-24.94	-24.75	-24.51	-24.32	-24.10	-23.86	-23.63	-23.47	-23.43	-23.49
05/02/2020 02:01:03	-23.63	-23.80	-24.01	-24.22	-24.40	-24.60	-24.82	-25.08	-25.30	-25.53
05/02/2020 02:11:03	-25.72	-25.96	-26.22	-26.39	-26.49	-26.47	-26.40	-26.30	-26.18	-26.02

Date Time	+0m	+1m	+2m	+3m	+4m	+5m	+6m	+7m	+8m	+9m
05/02/2020 02:21:02	-25.88	-25.70	-25.52	-25.36	-25.14	-24.97	-24.75	-24.52	-24.31	-24.08
05/02/2020 02:31:03	-23.86	-23.63	-23.49	-23.47	-23.58	-23.71	-23.86	-24.04	-24.24	-24.46
05/02/2020 02:41:02	-24.65	-24.90	-25.12	-25.36	-25.57	-25.80	-26.02	-26.26	-26.39	-26.44
05/02/2020 02:51:02	-26.43	-26.36	-26.29	-26.13	-25.98	-25.87	-25.69	-25.52	-25.34	-25.14
05/02/2020 03:01:02	-24.93	-24.74	-24.51	-24.30	-24.07	-23.88	-23.61	-23.46	-23.43	-23.47
05/02/2020 03:11:03	-23.61	-23.79	-23.96	-24.18	-24.38	-24.59	-24.81	-25.01	-25.24	-25.48
05/02/2020 03:21:02	-25.69	-25.93	-26.12	-26.31	-26.42	-26.42	-26.36	-26.29	-26.17	-26.03
05/02/2020 03:31:02	-25.90	-25.74	-25.54	-25.37	-25.18	-24.98	-24.76	-24.55	-24.32	-24.08
05/02/2020 03:41:03	-23.88	-23.64	-23.41	-23.33	-23.36	-23.49	-23.63	-23.85	-24.03	-24.20
05/02/2020 03:51:02	-24.42	-24.66	-24.90	-25.09	-25.35	-25.57	-25.78	-26.00	-26.23	-26.38
05/02/2020 04:01:02	-26.43	-26.39	-26.31	-26.20	-26.09	-25.90	-25.74	-25.58	-25.40	-25.22
05/02/2020 04:11:02	-25.04	-24.83	-24.62	-24.39	-24.20	-23.98	-23.74	-23.59	-23.51	-23.57
05/02/2020 04:21:03	-23.66	-23.83	-24.00	-24.22	-24.40	-24.63	-24.83	-25.08	-25.29	-25.51
05/02/2020 04:31:02	-25.74	-25.96	-26.18	-26.34	-26.42	-26.41	-26.34	-26.22	-26.09	-25.95
05/02/2020 04:41:03	-25.80	-25.62	-25.44	-25.26	-25.06	-24.86	-24.65	-24.45	-24.21	-24.01
05/02/2020 04:51:02	-23.76	-23.58	-23.54	-23.56	-23.71	-23.85	-24.02	-24.22	-24.42	-24.65
05/02/2020 05:01:02	-24.87	-25.10	-25.31	-25.57	-25.78	-26.00	-26.20	-26.38	-26.42	-26.40
05/02/2020 05:11:03	-26.31	-26.22	-26.07	-25.92	-25.78	-25.59	-25.42	-25.23	-25.04	-24.81
05/02/2020 05:21:03	-24.62	-24.40	-24.19	-23.98	-23.75	-23.54	-23.51	-23.51	-23.63	-23.81
05/02/2020 05:31:03	-24.00	-24.18	-24.37	-24.61	-24.82	-25.04	-25.27	-25.51	-25.74	-25.94
05/02/2020 05:41:02	-26.16	-26.34	-26.45	-26.44	-26.39	-26.27	-26.17	-25.98	-25.85	-25.68
05/02/2020 05:51:03	-25.48	-25.31	-25.12	-24.97	-24.74	-24.52	-24.32	-24.12	-23.89	-23.69
05/02/2020 06:01:03	-23.55	-23.52	-23.63	-23.78	-23.95	-24.15	-24.32	-24.53	-24.74	-24.94
05/02/2020 06:11:02	-25.19	-25.41	-25.66	-25.87	-26.08	-26.28	-26.42	-26.44	-26.42	-26.34
05/02/2020 06:21:03	-26.23	-26.09	-25.92	-25.77	-25.56	-25.40	-25.22	-25.00	-24.80	-24.60
05/02/2020 06:31:03	-24.38	-24.16	-23.93	-23.69	-23.56	-23.49	-23.60	-23.71	-23.90	-24.07
05/02/2020 06:41:03	-24.30	-24.49	-24.70	-24.91	-25.13	-25.36	-25.62	-25.82	-26.04	-26.28
05/02/2020 06:51:02	-26.43	-26.48	-26.48	-26.40	-26.31	-26.18	-26.04	-25.87	-25.72	-25.55
05/02/2020 07:01:02	-25.35	-25.15	-24.95	-24.75	-24.54	-24.34	-24.12	-23.90	-23.66	-23.49
05/02/2020 07:11:02	-23.43	-23.48	-23.61	-23.79	-23.95	-24.15	-24.34	-24.56	-24.80	-25.00
05/02/2020 07:21:03	-25.24	-25.49	-25.74	-25.94	-26.16	-26.31	-26.43	-26.42	-26.36	-26.26
05/02/2020 07:31:02	-26.13	-25.99	-25.83	-25.66	-25.49	-25.31	-25.10	-24.92	-24.71	-24.50
05/02/2020 07:41:02	-24.26	-24.03	-23.80	-23.61	-23.48	-23.50	-23.61	-23.76	-23.94	-24.11
05/02/2020 07:51:03	-24.32	-24.52	-24.77	-24.97	-25.20	-25.42	-25.66	-25.86	-26.12	-26.31
05/02/2020 08:01:02	-26.42	-26.43	-26.42	-26.33	-26.23	-26.10	-25.95	-25.79	-25.64	-25.45
05/02/2020 08:11:03	-25.26	-25.07	-24.85	-24.65	-24.40	-24.19	-23.98	-23.71	-23.52	-23.36
05/02/2020 08:21:03	-23.36	-23.43	-23.60	-23.76	-23.94	-24.17	-24.35	-24.57	-24.79	-25.05
05/02/2020 08:31:02	-25.26	-25.45	-25.70	-25.92	-26.18	-26.34	-26.44	-26.43	-26.39	-26.29
05/02/2020 08:41:02	-26.16	-26.01	-25.86	-25.69	-25.52	-25.34	-25.16	-24.97	-24.77	-24.56
05/02/2020 08:51:03	-24.35	-24.11	-23.92	-23.70	-23.56	-23.54	-23.63	-23.76	-23.94	-24.13
05/02/2020 09:01:03	-24.35	-24.54	-24.76	-24.97	-25.20	-25.43	-25.66	-25.90	-26.13	-26.31
05/02/2020 09:11:03	-26.40	-26.42	-26.36	-26.26	-26.13	-26.00	-25.87	-25.69	-25.51	-25.34
05/02/2020 09:21:03	-25.15	-24.94	-24.75	-24.53	-24.31	-24.08	-23.88	-23.65	-23.48	-23.44
05/02/2020 09:31:02	-23.51	-23.64	-23.81	-24.01	-24.20	-24.42	-24.62	-24.86	-25.07	-25.29
05/02/2020 09:41:03	-25.53	-25.74	-25.94	-26.16	-26.33	-26.41	-26.40	-26.34	-26.23	-26.11
05/02/2020 09:51:02	-25.97	-25.80	-25.66	-25.48	-25.30	-25.10	-24.92	-24.70	-24.50	-24.29
05/02/2020 10:01:03	-24.06	-23.86	-23.63	-23.47	-23.48	-23.60	-23.74	-23.90	-24.10	-24.30
05/02/2020 10:11:03	-24.50	-24.74	-24.93	-25.19	-25.41	-25.63	-25.85	-26.10	-26.28	-26.42
05/02/2020 10:21:02	-26.45	-26.42	-26.36	-26.25	-26.09	-25.95	-25.79	-25.62	-25.44	-25.26
05/02/2020 10:31:02	-25.07	-24.86	-24.64	-24.45	-24.24	-24.00	-23.78	-23.57	-23.44	-23.43
05/02/2020 10:41:02	-23.55	-23.69	-23.85	-24.05	-24.26	-24.48	-24.70	-24.93	-25.15	-25.36
05/02/2020 10:51:02	-25.59	-25.82	-26.04	-26.26	-26.39	-26.42	-26.39	-26.32	-26.19	-26.04
05/02/2020 11:01:03	-25.88	-25.75	-25.57	-25.38	-25.18	-24.99	-24.81	-24.57	-24.37	-24.16
05/02/2020 11:11:02	-23.92	-23.70	-23.51	-23.47	-23.51	-23.66	-23.81	-24.01	-24.21	-24.38
05/02/2020 11:21:02	-24.61	-24.83	-25.08	-25.29	-25.51	-25.75	-25.97	-26.16	-26.36	-26.45
05/02/2020 11:31:03	-26.45	-26.40	-26.33	-26.20	-26.09	-25.92	-25.77	-25.58	-25.40	-25.21

Date Time	+0m	+1m	+2m	+3m	+4m	+5m	+6m	+7m	+8m	+9m
05/02/2020 11:41:02	-24.99	-24.79	-24.54	-24.35	-24.08	-23.89	-23.64	-23.42	-23.34	-23.37
05/02/2020 11:51:02	-23.49	-23.66	-23.86	-24.03	-24.22	-24.45	-24.65	-24.87	-25.12	-25.35
05/02/2020 12:01:02	-25.58	-25.79	-26.01	-26.20	-26.38	-26.44	-26.44	-26.36	-26.25	-26.13
05/02/2020 12:11:03	-25.98	-25.84	-25.66	-25.48	-25.29	-25.09	-24.87	-24.68	-24.46	-24.23
05/02/2020 12:21:02	-23.97	-23.75	-23.54	-23.37	-23.37	-23.44	-23.60	-23.76	-23.95	-24.15
05/02/2020 12:31:02	-24.33	-24.54	-24.77	-24.97	-25.22	-25.43	-25.62	-25.84	-26.07	-26.29
05/02/2020 12:41:02	-26.39	-26.42	-26.36	-26.25	-26.10	-25.98	-25.82	-25.65	-25.46	-25.28
05/02/2020 12:51:02	-25.09	-24.90	-24.70	-24.48	-24.22	-24.04	-23.81	-23.58	-23.52	-23.52
05/02/2020 13:01:02	-23.62	-23.80	-23.98	-24.12	-24.33	-24.54	-24.76	-24.98	-25.20	-25.44
05/02/2020 13:11:02	-25.65	-25.86	-26.09	-26.30	-26.42	-26.45	-26.42	-26.34	-26.24	-26.09
05/02/2020 13:21:02	-25.95	-25.75	-25.58	-25.42	-25.21	-25.01	-24.81	-24.60	-24.39	-24.17

T 06 - FRZ-4 05 (10:0F:9E:68:B9)

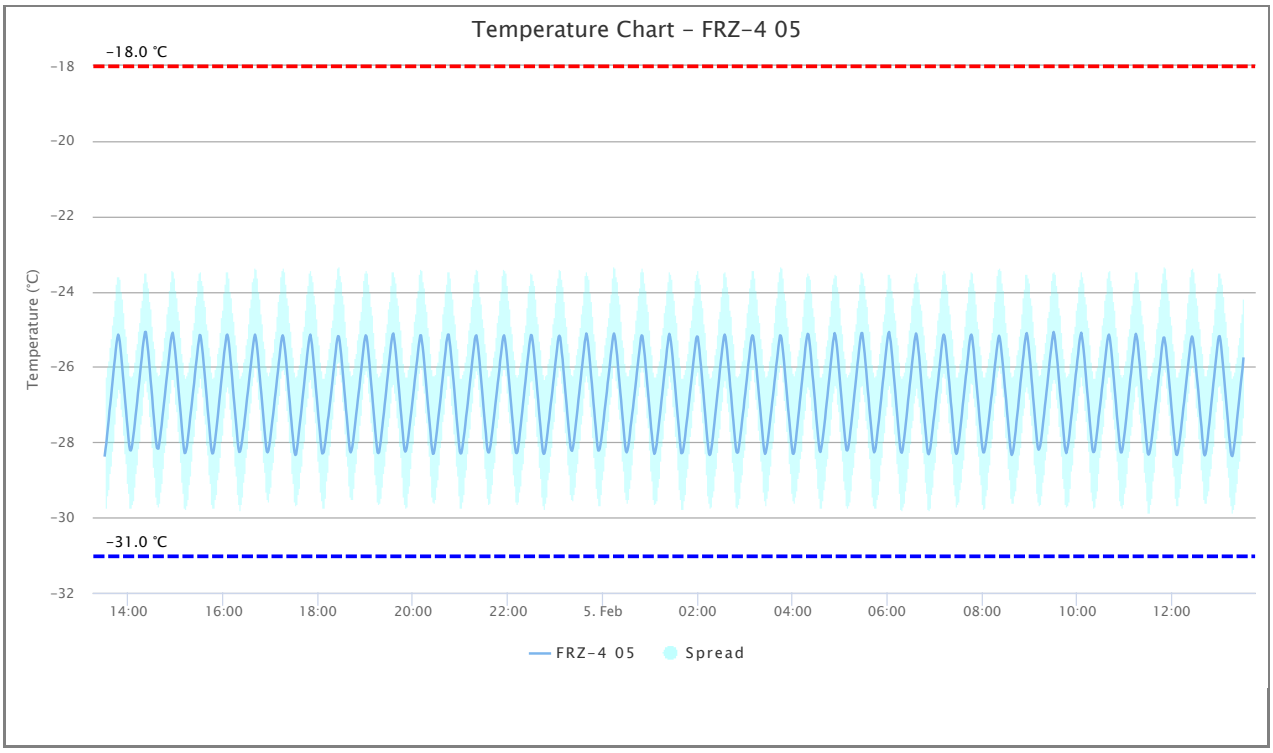

Logger Details

Min (°C)	Max (°C)	Avg (°C)	Spread (°C)	Std (°C)	MKT (°C)
-28.37	-25.07	-26.74	3.30	1.02	-26.66

Logger Data

Date Time	+0m	+1m	+2m	+3m	+4m	+5m	+6m	+7m	+8m	+9m
04/02/2020 13:30:01	-28.35	-28.18	-28.03	-27.81	-27.61	-27.41	-27.16	-26.99	-26.79	-26.57
04/02/2020 13:40:01	-26.36	-26.14	-25.94	-25.76	-25.54	-25.36	-25.22	-25.14	-25.20	-25.32
04/02/2020 13:50:02	-25.52	-25.74	-25.98	-26.23	-26.45	-26.70	-26.94	-27.17	-27.43	-27.64
04/02/2020 14:00:01	-27.89	-28.10	-28.21	-28.22	-28.16	-28.03	-27.86	-27.70	-27.51	-27.30
04/02/2020 14:10:01	-27.12	-26.93	-26.70	-26.52	-26.32	-26.11	-25.91	-25.73	-25.49	-25.33
04/02/2020 14:20:02	-25.19	-25.07	-25.07	-25.22	-25.41	-25.60	-25.83	-26.07	-26.34	-26.56
04/02/2020 14:30:01	-26.79	-27.09	-27.32	-27.56	-27.81	-28.01	-28.15	-28.17	-28.17	-28.03
04/02/2020 14:40:02	-27.88	-27.70	-27.54	-27.32	-27.14	-26.95	-26.77	-26.56	-26.36	-26.18
04/02/2020 14:50:02	-26.00	-25.80	-25.60	-25.40	-25.24	-25.14	-25.09	-25.21	-25.39	-25.58
04/02/2020 15:00:05	-25.80	-26.03	-26.27	-26.54	-26.78	-27.01	-27.24	-27.49	-27.74	-27.97
04/02/2020 15:10:04	-28.17	-28.29	-28.28	-28.20	-28.10	-27.92	-27.74	-27.55	-27.34	-27.17
04/02/2020 15:20:04	-26.99	-26.79	-26.60	-26.43	-26.20	-26.00	-25.83	-25.64	-25.44	-25.30
04/02/2020 15:30:05	-25.15	-25.16	-25.29	-25.47	-25.66	-25.90	-26.12	-26.35	-26.59	-26.83
04/02/2020 15:40:05	-27.10	-27.32	-27.55	-27.80	-28.04	-28.22	-28.30	-28.29	-28.19	-28.04
04/02/2020 15:50:05	-27.86	-27.68	-27.49	-27.30	-27.08	-26.86	-26.67	-26.45	-26.26	-26.05
04/02/2020 16:00:04	-25.85	-25.63	-25.47	-25.31	-25.16	-25.14	-25.22	-25.37	-25.58	-25.81
04/02/2020 16:10:05	-26.04	-26.27	-26.54	-26.79	-27.01	-27.25	-27.48	-27.71	-27.97	-28.16
04/02/2020 16:20:05	-28.26	-28.25	-28.17	-28.05	-27.91	-27.72	-27.59	-27.39	-27.22	-27.02
04/02/2020 16:30:04	-26.82	-26.66	-26.47	-26.27	-26.09	-25.91	-25.71	-25.53	-25.36	-25.22
04/02/2020 16:40:05	-25.14	-25.22	-25.36	-25.55	-25.77	-26.03	-26.25	-26.50	-26.71	-26.95
04/02/2020 16:50:04	-27.19	-27.43	-27.68	-27.90	-28.12	-28.25	-28.27	-28.22	-28.10	-27.96

Date Time	+0m	+1m	+2m	+3m	+4m	+5m	+6m	+7m	+8m	+9m
04/02/2020 17:00:05	-27.77	-27.59	-27.41	-27.25	-27.06	-26.85	-26.68	-26.49	-26.29	-26.12
04/02/2020 17:10:05	-25.91	-25.74	-25.53	-25.35	-25.22	-25.16	-25.22	-25.38	-25.55	-25.75
04/02/2020 17:20:04	-25.99	-26.23	-26.48	-26.73	-26.94	-27.22	-27.43	-27.68	-27.88	-28.11
04/02/2020 17:30:05	-28.27	-28.34	-28.32	-28.18	-28.03	-27.83	-27.63	-27.45	-27.28	-27.08
04/02/2020 17:40:04	-26.86	-26.67	-26.48	-26.27	-26.06	-25.90	-25.68	-25.50	-25.33	-25.20
04/02/2020 17:50:05	-25.14	-25.26	-25.40	-25.62	-25.84	-26.08	-26.30	-26.56	-26.79	-27.03
04/02/2020 18:00:04	-27.29	-27.51	-27.72	-27.97	-28.18	-28.30	-28.29	-28.26	-28.12	-27.98
04/02/2020 18:10:04	-27.80	-27.63	-27.43	-27.30	-27.11	-26.93	-26.75	-26.56	-26.37	-26.16
04/02/2020 18:20:05	-25.99	-25.79	-25.61	-25.40	-25.26	-25.18	-25.19	-25.30	-25.49	-25.68
04/02/2020 18:30:05	-25.92	-26.15	-26.38	-26.63	-26.85	-27.12	-27.32	-27.56	-27.81	-28.04
04/02/2020 18:40:04	-28.22	-28.27	-28.22	-28.13	-27.99	-27.81	-27.63	-27.44	-27.25	-27.08
04/02/2020 18:50:05	-26.88	-26.70	-26.54	-26.32	-26.14	-25.94	-25.74	-25.55	-25.36	-25.24
04/02/2020 19:00:05	-25.16	-25.19	-25.33	-25.53	-25.75	-25.97	-26.23	-26.47	-26.69	-26.95
04/02/2020 19:10:05	-27.19	-27.43	-27.68	-27.91	-28.11	-28.27	-28.29	-28.26	-28.12	-27.97
04/02/2020 19:20:05	-27.77	-27.59	-27.39	-27.22	-27.00	-26.82	-26.62	-26.40	-26.21	-26.00
04/02/2020 19:30:04	-25.81	-25.62	-25.41	-25.26	-25.14	-25.11	-25.25	-25.41	-25.61	-25.84
04/02/2020 19:40:05	-26.09	-26.35	-26.57	-26.82	-27.09	-27.30	-27.55	-27.78	-28.03	-28.20
04/02/2020 19:50:05	-28.25	-28.22	-28.13	-27.99	-27.84	-27.66	-27.48	-27.30	-27.13	-26.94
04/02/2020 20:00:04	-26.75	-26.57	-26.36	-26.19	-25.99	-25.83	-25.63	-25.44	-25.29	-25.16
04/02/2020 20:10:04	-25.16	-25.31	-25.46	-25.65	-25.88	-26.12	-26.35	-26.59	-26.85	-27.08
04/02/2020 20:20:05	-27.31	-27.53	-27.76	-28.04	-28.20	-28.31	-28.30	-28.20	-28.05	-27.88
04/02/2020 20:30:04	-27.71	-27.51	-27.32	-27.14	-26.96	-26.77	-26.54	-26.36	-26.16	-25.96
04/02/2020 20:40:04	-25.76	-25.58	-25.35	-25.24	-25.14	-25.14	-25.31	-25.47	-25.70	-25.91
04/02/2020 20:50:05	-26.15	-26.36	-26.60	-26.86	-27.11	-27.37	-27.59	-27.82	-28.06	-28.25
04/02/2020 21:00:04	-28.30	-28.29	-28.18	-28.03	-27.87	-27.72	-27.53	-27.32	-27.16	-26.98
04/02/2020 21:10:04	-26.77	-26.58	-26.38	-26.20	-26.00	-25.80	-25.62	-25.45	-25.26	-25.18
04/02/2020 21:20:05	-25.16	-25.29	-25.44	-25.65	-25.86	-26.11	-26.35	-26.58	-26.82	-27.08
04/02/2020 21:30:04	-27.32	-27.55	-27.76	-28.04	-28.21	-28.27	-28.27	-28.18	-28.07	-27.89
04/02/2020 21:40:04	-27.73	-27.55	-27.37	-27.19	-26.99	-26.81	-26.63	-26.43	-26.27	-26.09
04/02/2020 21:50:05	-25.84	-25.68	-25.50	-25.32	-25.20	-25.16	-25.25	-25.41	-25.59	-25.81
04/02/2020 22:00:04	-26.06	-26.30	-26.54	-26.79	-27.02	-27.27	-27.49	-27.72	-27.97	-28.15
04/02/2020 22:10:05	-28.28	-28.29	-28.25	-28.10	-27.95	-27.74	-27.56	-27.36	-27.18	-26.97
04/02/2020 22:20:05	-26.78	-26.57	-26.39	-26.18	-25.97	-25.78	-25.60	-25.40	-25.26	-25.15
04/02/2020 22:30:04	-25.16	-25.29	-25.46	-25.68	-25.91	-26.15	-26.38	-26.63	-26.86	-27.13
04/02/2020 22:40:05	-27.37	-27.59	-27.84	-28.06	-28.25	-28.31	-28.30	-28.21	-28.07	-27.91
04/02/2020 22:50:04	-27.74	-27.54	-27.39	-27.18	-26.99	-26.83	-26.66	-26.45	-26.27	-26.07
04/02/2020 23:00:05	-25.88	-25.70	-25.52	-25.32	-25.20	-25.17	-25.22	-25.40	-25.62	-25.79
04/02/2020 23:10:04	-26.06	-26.29	-26.54	-26.77	-26.99	-27.25	-27.48	-27.71	-27.92	-28.14
04/02/2020 23:20:04	-28.21	-28.23	-28.15	-28.03	-27.85	-27.66	-27.47	-27.29	-27.10	-26.88
04/02/2020 23:30:05	-26.70	-26.50	-26.32	-26.10	-25.93	-25.73	-25.55	-25.34	-25.23	-25.11
04/02/2020 23:40:04	-25.18	-25.32	-25.52	-25.73	-25.97	-26.23	-26.43	-26.68	-26.94	-27.16
04/02/2020 23:50:04	-27.41	-27.62	-27.87	-28.10	-28.22	-28.22	-28.17	-28.05	-27.92	-27.75
05/02/2020 00:00:05	-27.57	-27.39	-27.18	-27.01	-26.83	-26.66	-26.43	-26.27	-26.09	-25.90
05/02/2020 00:10:04	-25.68	-25.52	-25.33	-25.18	-25.11	-25.18	-25.32	-25.52	-25.70	-25.96
05/02/2020 00:20:04	-26.20	-26.43	-26.67	-26.88	-27.14	-27.37	-27.60	-27.85	-28.08	-28.23
05/02/2020 00:30:05	-28.27	-28.22	-28.12	-27.99	-27.81	-27.59	-27.43	-27.25	-27.10	-26.90
05/02/2020 00:40:04	-26.72	-26.54	-26.35	-26.14	-25.96	-25.77	-25.60	-25.42	-25.23	-25.16
05/02/2020 00:50:04	-25.18	-25.34	-25.53	-25.71	-25.96	-26.19	-26.43	-26.66	-26.90	-27.13
05/02/2020 01:00:05	-27.38	-27.63	-27.82	-28.05	-28.22	-28.31	-28.27	-28.17	-28.06	-27.85
05/02/2020 01:10:04	-27.68	-27.48	-27.30	-27.11	-26.90	-26.72	-26.52	-26.32	-26.12	-25.95
05/02/2020 01:20:05	-25.75	-25.53	-25.38	-25.20	-25.12	-25.20	-25.33	-25.51	-25.71	-25.96
05/02/2020 01:30:04	-26.20	-26.43	-26.68	-26.93	-27.17	-27.41	-27.63	-27.89	-28.12	-28.29
05/02/2020 01:40:05	-28.29	-28.26	-28.14	-28.00	-27.84	-27.63	-27.46	-27.30	-27.10	-26.90
05/02/2020 01:50:04	-26.70	-26.52	-26.34	-26.15	-25.95	-25.76	-25.58	-25.40	-25.24	-25.19
05/02/2020 02:00:04	-25.20	-25.36	-25.54	-25.78	-25.97	-26.20	-26.45	-26.68	-26.94	-27.18
05/02/2020 02:10:05	-27.42	-27.68	-27.91	-28.11	-28.29	-28.34	-28.31	-28.19	-28.05	-27.88

Date Time	+0m	+1m	+2m	+3m	+4m	+5m	+6m	+7m	+8m	+9m
05/02/2020 02:20:04	-27.68	-27.49	-27.28	-27.09	-26.89	-26.69	-26.51	-26.30	-26.07	-25.88
05/02/2020 02:30:05	-25.70	-25.51	-25.35	-25.20	-25.14	-25.20	-25.37	-25.55	-25.80	-26.03
05/02/2020 02:40:04	-26.24	-26.52	-26.71	-26.98	-27.23	-27.44	-27.69	-27.92	-28.14	-28.26
05/02/2020 02:50:05	-28.28	-28.26	-28.13	-27.98	-27.80	-27.63	-27.43	-27.25	-27.10	-26.87
05/02/2020 03:00:04	-26.71	-26.51	-26.33	-26.12	-25.92	-25.75	-25.55	-25.36	-25.22	-25.16
05/02/2020 03:10:05	-25.19	-25.32	-25.51	-25.75	-25.96	-26.21	-26.44	-26.67	-26.90	-27.12
05/02/2020 03:20:05	-27.37	-27.59	-27.83	-28.06	-28.23	-28.31	-28.27	-28.16	-28.04	-27.87
05/02/2020 03:30:04	-27.70	-27.51	-27.32	-27.15	-26.95	-26.78	-26.60	-26.39	-26.22	-26.00
05/02/2020 03:40:05	-25.84	-25.66	-25.46	-25.30	-25.16	-25.17	-25.25	-25.45	-25.64	-25.85
05/02/2020 03:50:05	-26.09	-26.33	-26.56	-26.80	-27.06	-27.27	-27.48	-27.72	-27.95	-28.15
05/02/2020 04:00:05	-28.30	-28.31	-28.26	-28.10	-27.95	-27.74	-27.55	-27.34	-27.15	-26.93
05/02/2020 04:10:05	-26.74	-26.53	-26.34	-26.12	-25.94	-25.74	-25.50	-25.34	-25.20	-25.12
05/02/2020 04:20:05	-25.14	-25.29	-25.47	-25.68	-25.94	-26.20	-26.39	-26.63	-26.86	-27.12
05/02/2020 04:30:04	-27.38	-27.60	-27.83	-28.05	-28.22	-28.26	-28.17	-28.05	-27.90	-27.73
05/02/2020 04:40:05	-27.55	-27.37	-27.14	-26.95	-26.77	-26.55	-26.36	-26.16	-25.94	-25.74
05/02/2020 04:50:05	-25.54	-25.34	-25.22	-25.10	-25.16	-25.30	-25.47	-25.69	-25.94	-26.18
05/02/2020 05:00:04	-26.43	-26.67	-26.90	-27.16	-27.40	-27.63	-27.86	-28.05	-28.21	-28.22
05/02/2020 05:10:05	-28.17	-28.05	-27.90	-27.70	-27.53	-27.33	-27.14	-26.94	-26.73	-26.54
05/02/2020 05:20:05	-26.34	-26.14	-25.92	-25.75	-25.54	-25.35	-25.19	-25.10	-25.10	-25.26
05/02/2020 05:30:05	-25.45	-25.64	-25.88	-26.10	-26.36	-26.62	-26.83	-27.11	-27.33	-27.55
05/02/2020 05:40:04	-27.78	-28.01	-28.19	-28.27	-28.23	-28.14	-27.97	-27.78	-27.59	-27.43
05/02/2020 05:50:05	-27.22	-27.02	-26.83	-26.60	-26.40	-26.23	-26.00	-25.80	-25.60	-25.41
05/02/2020 06:00:04	-25.24	-25.11	-25.07	-25.21	-25.33	-25.55	-25.76	-26.03	-26.25	-26.48
05/02/2020 06:10:04	-26.72	-26.98	-27.22	-27.47	-27.71	-27.95	-28.17	-28.26	-28.28	-28.21
05/02/2020 06:20:05	-28.05	-27.89	-27.71	-27.51	-27.32	-27.11	-26.88	-26.71	-26.49	-26.32
05/02/2020 06:30:05	-26.11	-25.90	-25.71	-25.53	-25.32	-25.20	-25.11	-25.18	-25.34	-25.54
05/02/2020 06:40:04	-25.73	-25.99	-26.23	-26.49	-26.71	-26.97	-27.19	-27.46	-27.68	-27.91
05/02/2020 06:50:05	-28.14	-28.29	-28.32	-28.26	-28.17	-28.00	-27.82	-27.64	-27.44	-27.28
05/02/2020 07:00:05	-27.11	-26.89	-26.70	-26.54	-26.35	-26.14	-25.96	-25.76	-25.54	-25.36
05/02/2020 07:10:04	-25.21	-25.14	-25.18	-25.32	-25.51	-25.73	-25.94	-26.20	-26.40	-26.66
05/02/2020 07:20:04	-26.93	-27.12	-27.38	-27.63	-27.86	-28.08	-28.26	-28.31	-28.27	-28.15
05/02/2020 07:30:05	-27.99	-27.83	-27.64	-27.45	-27.26	-27.03	-26.85	-26.65	-26.45	-26.24
05/02/2020 07:40:04	-26.09	-25.86	-25.67	-25.45	-25.29	-25.17	-25.14	-25.21	-25.40	-25.58
05/02/2020 07:50:05	-25.85	-26.09	-26.34	-26.57	-26.80	-27.03	-27.30	-27.53	-27.75	-27.99
05/02/2020 08:00:05	-28.17	-28.27	-28.27	-28.19	-28.07	-27.92	-27.75	-27.59	-27.41	-27.23
05/02/2020 08:10:04	-27.04	-26.84	-26.70	-26.51	-26.32	-26.11	-25.92	-25.75	-25.55	-25.39
05/02/2020 08:20:05	-25.24	-25.17	-25.24	-25.38	-25.58	-25.78	-25.99	-26.22	-26.47	-26.68
05/02/2020 08:30:04	-26.89	-27.16	-27.39	-27.62	-27.86	-28.10	-28.26	-28.34	-28.30	-28.21
05/02/2020 08:40:04	-28.06	-27.87	-27.70	-27.46	-27.28	-27.10	-26.87	-26.67	-26.43	-26.25
05/02/2020 08:50:05	-26.05	-25.84	-25.67	-25.44	-25.29	-25.16	-25.10	-25.20	-25.38	-25.58
05/02/2020 09:00:04	-25.79	-26.01	-26.30	-26.52	-26.80	-27.02	-27.27	-27.51	-27.74	-27.98
05/02/2020 09:10:04	-28.14	-28.20	-28.17	-28.10	-27.97	-27.80	-27.61	-27.42	-27.25	-27.03
05/02/2020 09:20:05	-26.86	-26.66	-26.48	-26.27	-26.07	-25.86	-25.67	-25.50	-25.31	-25.17
05/02/2020 09:30:04	-25.07	-25.15	-25.31	-25.52	-25.70	-25.91	-26.16	-26.40	-26.67	-26.87
05/02/2020 09:40:04	-27.12	-27.36	-27.61	-27.85	-28.10	-28.22	-28.29	-28.21	-28.11	-27.97
05/02/2020 09:50:04	-27.80	-27.59	-27.39	-27.22	-27.02	-26.81	-26.63	-26.41	-26.20	-26.05
05/02/2020 10:00:04	-25.83	-25.67	-25.44	-25.27	-25.16	-25.09	-25.22	-25.37	-25.56	-25.78
05/02/2020 10:10:05	-26.04	-26.28	-26.54	-26.77	-26.99	-27.26	-27.51	-27.74	-27.97	-28.18
05/02/2020 10:20:05	-28.26	-28.26	-28.21	-28.05	-27.90	-27.72	-27.55	-27.32	-27.17	-26.99
05/02/2020 10:30:04	-26.81	-26.59	-26.43	-26.23	-26.03	-25.85	-25.65	-25.46	-25.29	-25.18
05/02/2020 10:40:05	-25.14	-25.22	-25.39	-25.58	-25.80	-26.06	-26.28	-26.54	-26.77	-27.01
05/02/2020 10:50:05	-27.28	-27.49	-27.72	-27.95	-28.16	-28.27	-28.27	-28.19	-28.05	-27.88
05/02/2020 11:00:04	-27.72	-27.53	-27.34	-27.13	-26.94	-26.72	-26.53	-26.32	-26.16	-25.94
05/02/2020 11:10:05	-25.74	-25.58	-25.37	-25.21	-25.12	-25.19	-25.30	-25.51	-25.75	-25.94
05/02/2020 11:20:05	-26.21	-26.44	-26.70	-26.94	-27.16	-27.41	-27.64	-27.90	-28.08	-28.29
05/02/2020 11:30:05	-28.33	-28.30	-28.21	-28.08	-27.92	-27.74	-27.55	-27.38	-27.18	-27.00

Date Time	+0m	+1m	+2m	+3m	+4m	+5m	+6m	+7m	+8m	+9m
05/02/2020 11:40:04	-26.83	-26.64	-26.45	-26.24	-26.07	-25.90	-25.67	-25.47	-25.33	-25.22
05/02/2020 11:50:05	-25.22	-25.34	-25.47	-25.70	-25.89	-26.12	-26.35	-26.58	-26.82	-27.08
05/02/2020 12:00:04	-27.30	-27.55	-27.76	-27.97	-28.19	-28.32	-28.34	-28.28	-28.16	-28.02
05/02/2020 12:10:04	-27.85	-27.68	-27.48	-27.30	-27.09	-26.94	-26.74	-26.55	-26.35	-26.16
05/02/2020 12:20:04	-25.98	-25.78	-25.60	-25.40	-25.26	-25.19	-25.24	-25.40	-25.55	-25.78
05/02/2020 12:30:05	-26.00	-26.24	-26.43	-26.64	-26.89	-27.16	-27.39	-27.59	-27.87	-28.08
05/02/2020 12:40:05	-28.29	-28.35	-28.32	-28.22	-28.05	-27.88	-27.66	-27.49	-27.28	-27.06
05/02/2020 12:50:04	-26.86	-26.67	-26.45	-26.27	-26.06	-25.86	-25.67	-25.47	-25.29	-25.19
05/02/2020 13:00:04	-25.18	-25.29	-25.47	-25.69	-25.91	-26.14	-26.38	-26.62	-26.86	-27.10
05/02/2020 13:10:04	-27.33	-27.58	-27.84	-28.03	-28.26	-28.35	-28.37	-28.29	-28.14	-27.99
05/02/2020 13:20:04	-27.81	-27.61	-27.39	-27.19	-27.00	-26.80	-26.59	-26.39	-26.21	-26.03
05/02/2020 13:30:04	-25.78									

T 07 - FRZ-4 06 (10:0F:9F:16:E6)

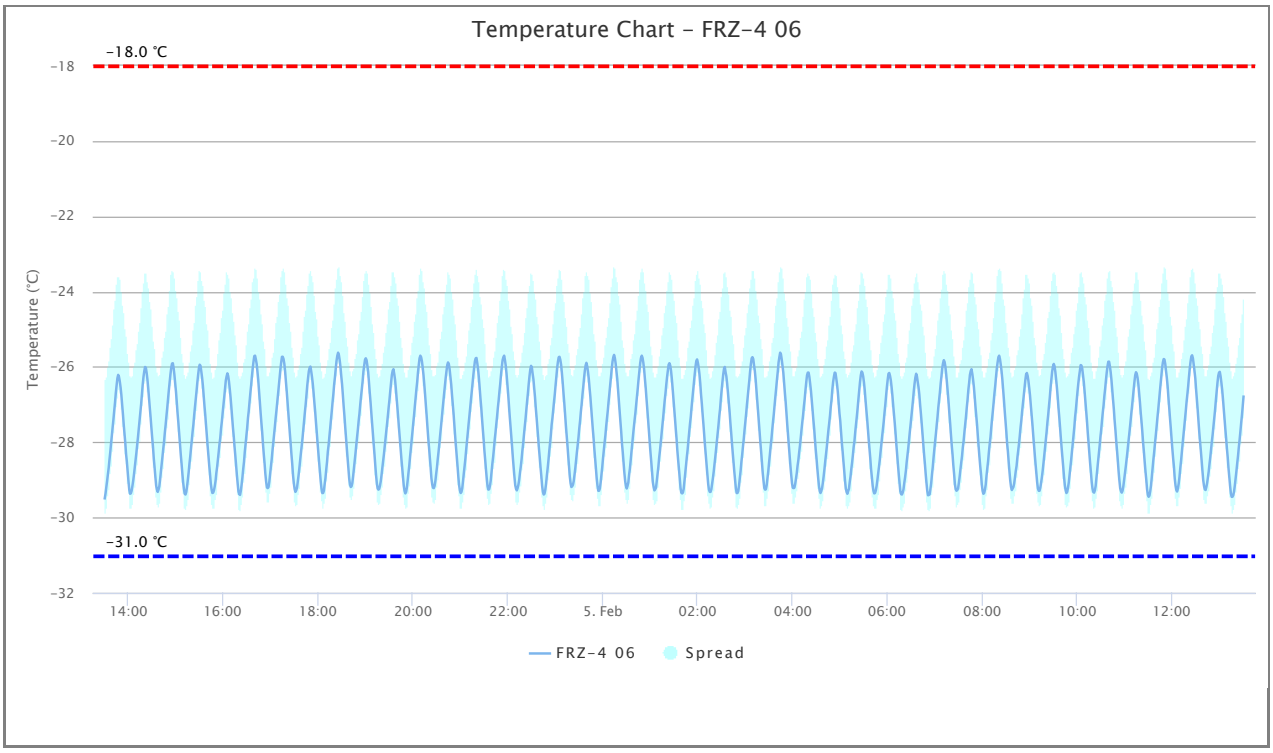

Logger Details

Min (°C)	Max (°C)	Avg (°C)	Spread (°C)	Std (°C)	MKT (°C)
-29.49	-25.62	-27.65	3.87	1.13	-27.55

Logger Data

Date Time	+0m	+1m	+2m	+3m	+4m	+5m	+6m	+7m	+8m	+9m
04/02/2020 13:30:08	-29.49	-29.36	-29.19	-29.03	-28.85	-28.68	-28.46	-28.26	-28.03	-27.82
04/02/2020 13:40:08	-27.60	-27.39	-27.16	-26.94	-26.69	-26.49	-26.30	-26.21	-26.26	-26.38
04/02/2020 13:50:09	-26.54	-26.74	-27.00	-27.25	-27.53	-27.78	-28.02	-28.32	-28.52	-28.78
04/02/2020 14:00:08	-29.03	-29.26	-29.37	-29.36	-29.29	-29.16	-29.02	-28.85	-28.66	-28.47
04/02/2020 14:10:09	-28.28	-28.07	-27.87	-27.65	-27.43	-27.21	-26.99	-26.73	-26.47	-26.26
04/02/2020 14:20:09	-26.11	-26.00	-26.02	-26.16	-26.34	-26.57	-26.83	-27.09	-27.34	-27.62
04/02/2020 14:30:08	-27.88	-28.12	-28.43	-28.66	-28.93	-29.15	-29.26	-29.32	-29.26	-29.17
04/02/2020 14:40:09	-28.99	-28.78	-28.58	-28.38	-28.17	-27.98	-27.74	-27.54	-27.31	-27.09
04/02/2020 14:50:09	-26.86	-26.63	-26.42	-26.19	-26.02	-25.91	-25.90	-26.03	-26.21	-26.44
04/02/2020 15:00:15	-26.66	-26.94	-27.23	-27.48	-27.76	-28.03	-28.32	-28.56	-28.82	-29.06
04/02/2020 15:10:16	-29.24	-29.37	-29.39	-29.32	-29.17	-28.99	-28.80	-28.57	-28.38	-28.16
04/02/2020 15:20:15	-27.94	-27.72	-27.53	-27.28	-27.06	-26.85	-26.64	-26.41	-26.21	-26.03
04/02/2020 15:30:14	-25.94	-25.97	-26.12	-26.28	-26.49	-26.76	-27.03	-27.27	-27.55	-27.82
04/02/2020 15:40:14	-28.10	-28.35	-28.61	-28.84	-29.10	-29.25	-29.35	-29.34	-29.28	-29.17
04/02/2020 15:50:15	-29.03	-28.82	-28.66	-28.46	-28.26	-28.05	-27.88	-27.63	-27.45	-27.22
04/02/2020 16:00:15	-27.01	-26.80	-26.58	-26.36	-26.25	-26.17	-26.24	-26.39	-26.59	-26.81
04/02/2020 16:10:16	-27.07	-27.34	-27.61	-27.84	-28.11	-28.35	-28.61	-28.87	-29.10	-29.31
04/02/2020 16:20:15	-29.38	-29.40	-29.29	-29.12	-28.93	-28.71	-28.52	-28.25	-28.05	-27.83
04/02/2020 16:30:15	-27.62	-27.36	-27.17	-26.93	-26.70	-26.49	-26.25	-26.04	-25.86	-25.71
04/02/2020 16:40:16	-25.70	-25.80	-25.92	-26.13	-26.35	-26.64	-26.92	-27.22	-27.49	-27.74
04/02/2020 16:50:15	-28.05	-28.32	-28.56	-28.84	-29.05	-29.20	-29.22	-29.19	-29.05	-28.85

Date Time	+0m	+1m	+2m	+3m	+4m	+5m	+6m	+7m	+8m	+9m
04/02/2020 17:00:15	-28.65	-28.46	-28.22	-28.01	-27.80	-27.59	-27.36	-27.16	-26.94	-26.73
04/02/2020 17:10:15	-26.51	-26.29	-26.07	-25.88	-25.73	-25.73	-25.79	-25.92	-26.12	-26.39
04/02/2020 17:20:15	-26.64	-26.92	-27.21	-27.49	-27.77	-28.04	-28.33	-28.58	-28.88	-29.09
04/02/2020 17:30:15	-29.24	-29.32	-29.28	-29.21	-29.05	-28.88	-28.69	-28.48	-28.28	-28.09
04/02/2020 17:40:14	-27.89	-27.66	-27.43	-27.20	-26.99	-26.74	-26.49	-26.29	-26.11	-26.02
04/02/2020 17:50:15	-25.99	-26.12	-26.27	-26.45	-26.69	-26.95	-27.19	-27.47	-27.73	-28.01
04/02/2020 18:00:14	-28.27	-28.53	-28.78	-29.03	-29.23	-29.35	-29.35	-29.29	-29.11	-28.95
04/02/2020 18:10:15	-28.72	-28.52	-28.25	-28.07	-27.84	-27.62	-27.39	-27.17	-26.93	-26.72
04/02/2020 18:20:16	-26.46	-26.27	-26.05	-25.84	-25.70	-25.62	-25.68	-25.82	-26.00	-26.24
04/02/2020 18:30:15	-26.46	-26.74	-27.04	-27.30	-27.60	-27.88	-28.16	-28.43	-28.69	-28.96
04/02/2020 18:40:15	-29.12	-29.19	-29.17	-29.08	-28.90	-28.70	-28.49	-28.29	-28.07	-27.86
04/02/2020 18:50:15	-27.66	-27.43	-27.24	-27.00	-26.78	-26.59	-26.38	-26.12	-25.96	-25.81
04/02/2020 19:00:15	-25.77	-25.82	-25.97	-26.13	-26.40	-26.68	-26.93	-27.22	-27.50	-27.77
04/02/2020 19:10:15	-28.05	-28.32	-28.61	-28.88	-29.09	-29.23	-29.26	-29.24	-29.15	-29.03
04/02/2020 19:20:14	-28.86	-28.67	-28.49	-28.31	-28.10	-27.90	-27.69	-27.49	-27.28	-27.06
04/02/2020 19:30:15	-26.86	-26.63	-26.41	-26.21	-26.10	-26.06	-26.19	-26.34	-26.57	-26.83
04/02/2020 19:40:15	-27.08	-27.35	-27.63	-27.89	-28.16	-28.43	-28.67	-28.91	-29.15	-29.29
04/02/2020 19:50:15	-29.36	-29.32	-29.20	-29.01	-28.81	-28.62	-28.38	-28.17	-27.94	-27.73
04/02/2020 20:00:14	-27.50	-27.29	-27.05	-26.83	-26.60	-26.40	-26.15	-25.95	-25.77	-25.70
04/02/2020 20:10:15	-25.74	-25.85	-26.02	-26.22	-26.47	-26.73	-27.02	-27.30	-27.60	-27.89
04/02/2020 20:20:15	-28.14	-28.41	-28.67	-28.96	-29.12	-29.21	-29.22	-29.16	-29.03	-28.84
04/02/2020 20:30:14	-28.67	-28.45	-28.26	-28.05	-27.82	-27.61	-27.39	-27.16	-26.94	-26.72
04/02/2020 20:40:15	-26.51	-26.30	-26.12	-25.95	-25.88	-25.92	-26.06	-26.26	-26.46	-26.74
04/02/2020 20:50:16	-26.99	-27.24	-27.54	-27.83	-28.11	-28.37	-28.63	-28.91	-29.14	-29.28
04/02/2020 21:00:15	-29.35	-29.32	-29.22	-29.03	-28.82	-28.63	-28.43	-28.19	-27.97	-27.75
04/02/2020 21:10:15	-27.52	-27.31	-27.09	-26.87	-26.66	-26.44	-26.22	-26.02	-25.85	-25.77
04/02/2020 21:20:15	-25.76	-25.90	-26.06	-26.28	-26.55	-26.83	-27.08	-27.38	-27.66	-27.92
04/02/2020 21:30:16	-28.23	-28.47	-28.73	-28.97	-29.17	-29.26	-29.25	-29.16	-29.02	-28.80
04/02/2020 21:40:15	-28.58	-28.40	-28.19	-27.94	-27.75	-27.53	-27.32	-27.09	-26.89	-26.66
04/02/2020 21:50:16	-26.45	-26.21	-26.00	-25.82	-25.74	-25.70	-25.82	-25.97	-26.18	-26.44
04/02/2020 22:00:14	-26.70	-27.00	-27.30	-27.57	-27.84	-28.11	-28.41	-28.67	-28.92	-29.14
04/02/2020 22:10:15	-29.24	-29.28	-29.22	-29.13	-29.00	-28.81	-28.65	-28.46	-28.23	-28.04
04/02/2020 22:20:15	-27.81	-27.59	-27.38	-27.14	-26.91	-26.70	-26.46	-26.25	-26.07	-25.97
04/02/2020 22:30:15	-26.01	-26.18	-26.33	-26.57	-26.80	-27.09	-27.34	-27.61	-27.88	-28.17
04/02/2020 22:40:15	-28.41	-28.67	-28.90	-29.16	-29.32	-29.39	-29.37	-29.26	-29.10	-28.88
04/02/2020 22:50:15	-28.69	-28.48	-28.24	-28.03	-27.81	-27.54	-27.36	-27.15	-26.93	-26.73
04/02/2020 23:00:15	-26.49	-26.26	-26.03	-25.86	-25.74	-25.73	-25.81	-25.94	-26.16	-26.41
04/02/2020 23:10:15	-26.69	-26.95	-27.24	-27.54	-27.81	-28.07	-28.36	-28.63	-28.91	-29.09
04/02/2020 23:20:15	-29.19	-29.17	-29.13	-29.03	-28.86	-28.68	-28.47	-28.26	-28.07	-27.87
04/02/2020 23:30:15	-27.63	-27.43	-27.19	-26.99	-26.74	-26.53	-26.30	-26.10	-25.96	-25.89
04/02/2020 23:40:15	-25.98	-26.13	-26.31	-26.56	-26.79	-27.07	-27.35	-27.63	-27.87	-28.17
04/02/2020 23:50:16	-28.43	-28.69	-28.96	-29.15	-29.29	-29.29	-29.23	-29.07	-28.87	-28.67
05/02/2020 00:00:14	-28.43	-28.22	-28.01	-27.82	-27.58	-27.37	-27.17	-26.93	-26.72	-26.49
05/02/2020 00:10:15	-26.28	-26.05	-25.86	-25.74	-25.68	-25.76	-25.91	-26.12	-26.32	-26.60
05/02/2020 00:20:15	-26.89	-27.17	-27.45	-27.72	-28.04	-28.27	-28.54	-28.81	-29.03	-29.16
05/02/2020 00:30:15	-29.23	-29.16	-29.07	-28.86	-28.70	-28.48	-28.25	-28.03	-27.81	-27.60
05/02/2020 00:40:14	-27.40	-27.21	-26.99	-26.77	-26.56	-26.32	-26.11	-25.90	-25.76	-25.70
05/02/2020 00:50:15	-25.76	-25.89	-26.07	-26.32	-26.56	-26.85	-27.12	-27.40	-27.69	-27.98
05/02/2020 01:00:15	-28.27	-28.52	-28.78	-29.06	-29.19	-29.28	-29.25	-29.21	-29.03	-28.84
05/02/2020 01:10:15	-28.65	-28.41	-28.23	-28.01	-27.79	-27.57	-27.36	-27.12	-26.89	-26.70
05/02/2020 01:20:15	-26.47	-26.27	-26.10	-25.94	-25.90	-25.96	-26.10	-26.31	-26.56	-26.83
05/02/2020 01:30:15	-27.10	-27.37	-27.65	-27.91	-28.22	-28.47	-28.70	-28.95	-29.21	-29.34
05/02/2020 01:40:15	-29.36	-29.34	-29.24	-29.03	-28.82	-28.61	-28.39	-28.20	-27.96	-27.73
05/02/2020 01:50:15	-27.51	-27.32	-27.07	-26.85	-26.63	-26.41	-26.19	-25.99	-25.84	-25.80
05/02/2020 02:00:15	-25.89	-26.02	-26.20	-26.44	-26.74	-26.98	-27.27	-27.53	-27.81	-28.10
05/02/2020 02:10:15	-28.35	-28.61	-28.86	-29.11	-29.26	-29.32	-29.32	-29.25	-29.10	-28.95

Date Time	+0m	+1m	+2m	+3m	+4m	+5m	+6m	+7m	+8m	+9m
05/02/2020 02:20:14	-28.78	-28.58	-28.39	-28.18	-27.97	-27.76	-27.55	-27.31	-27.12	-26.85
05/02/2020 02:30:15	-26.62	-26.40	-26.20	-26.05	-26.00	-26.14	-26.25	-26.45	-26.68	-26.93
05/02/2020 02:40:15	-27.17	-27.47	-27.73	-28.01	-28.27	-28.52	-28.77	-29.00	-29.22	-29.35
05/02/2020 02:50:15	-29.35	-29.30	-29.15	-28.95	-28.76	-28.52	-28.33	-28.11	-27.91	-27.67
05/02/2020 03:00:15	-27.46	-27.24	-27.00	-26.79	-26.57	-26.36	-26.12	-25.92	-25.77	-25.74
05/02/2020 03:10:15	-25.79	-25.96	-26.11	-26.33	-26.61	-26.89	-27.16	-27.44	-27.72	-28.01
05/02/2020 03:20:15	-28.26	-28.54	-28.82	-29.03	-29.22	-29.26	-29.25	-29.14	-28.95	-28.77
05/02/2020 03:30:15	-28.54	-28.33	-28.11	-27.91	-27.67	-27.45	-27.25	-27.01	-26.78	-26.56
05/02/2020 03:40:15	-26.33	-26.12	-25.88	-25.74	-25.62	-25.66	-25.80	-25.97	-26.15	-26.42
05/02/2020 03:50:15	-26.69	-26.94	-27.24	-27.54	-27.81	-28.09	-28.36	-28.63	-28.87	-29.09
05/02/2020 04:00:15	-29.21	-29.22	-29.21	-29.11	-28.97	-28.82	-28.63	-28.48	-28.28	-28.10
05/02/2020 04:10:15	-27.89	-27.67	-27.47	-27.28	-27.05	-26.86	-26.62	-26.41	-26.22	-26.15
05/02/2020 04:20:15	-26.15	-26.27	-26.45	-26.64	-26.89	-27.14	-27.40	-27.63	-27.92	-28.20
05/02/2020 04:30:15	-28.43	-28.69	-28.93	-29.14	-29.29	-29.35	-29.30	-29.22	-29.08	-28.91
05/02/2020 04:40:14	-28.72	-28.51	-28.32	-28.13	-27.91	-27.69	-27.50	-27.30	-27.06	-26.87
05/02/2020 04:50:15	-26.60	-26.40	-26.26	-26.15	-26.16	-26.31	-26.47	-26.68	-26.95	-27.23
05/02/2020 05:00:15	-27.43	-27.72	-28.01	-28.24	-28.50	-28.75	-29.01	-29.22	-29.32	-29.37
05/02/2020 05:10:14	-29.30	-29.24	-29.06	-28.91	-28.71	-28.54	-28.34	-28.12	-27.96	-27.72
05/02/2020 05:20:15	-27.51	-27.31	-27.09	-26.85	-26.62	-26.40	-26.22	-26.12	-26.15	-26.25
05/02/2020 05:30:15	-26.41	-26.62	-26.89	-27.14	-27.38	-27.65	-27.93	-28.18	-28.43	-28.72
05/02/2020 05:40:15	-28.93	-29.15	-29.29	-29.36	-29.35	-29.28	-29.16	-29.00	-28.82	-28.65
05/02/2020 05:50:15	-28.47	-28.25	-28.05	-27.84	-27.65	-27.45	-27.21	-27.00	-26.76	-26.53
05/02/2020 06:00:15	-26.34	-26.18	-26.16	-26.24	-26.36	-26.55	-26.77	-27.03	-27.27	-27.51
05/02/2020 06:10:15	-27.78	-28.07	-28.33	-28.60	-28.85	-29.08	-29.30	-29.38	-29.39	-29.34
05/02/2020 06:20:14	-29.25	-29.08	-28.93	-28.76	-28.53	-28.35	-28.16	-27.94	-27.72	-27.52
05/02/2020 06:30:15	-27.31	-27.10	-26.88	-26.64	-26.44	-26.28	-26.18	-26.25	-26.40	-26.54
05/02/2020 06:40:15	-26.73	-27.00	-27.24	-27.50	-27.77	-28.05	-28.32	-28.56	-28.83	-29.07
05/02/2020 06:50:15	-29.29	-29.41	-29.40	-29.39	-29.25	-29.09	-28.86	-28.66	-28.41	-28.19
05/02/2020 07:00:14	-27.97	-27.77	-27.54	-27.33	-27.08	-26.88	-26.68	-26.44	-26.25	-26.03
05/02/2020 07:10:15	-25.90	-25.82	-25.87	-26.00	-26.20	-26.43	-26.68	-26.94	-27.23	-27.50
05/02/2020 07:20:14	-27.80	-28.08	-28.32	-28.61	-28.84	-29.11	-29.25	-29.29	-29.27	-29.23
05/02/2020 07:30:15	-29.08	-28.91	-28.72	-28.54	-28.37	-28.14	-27.97	-27.74	-27.53	-27.32
05/02/2020 07:40:15	-27.08	-26.87	-26.61	-26.42	-26.21	-26.11	-26.06	-26.18	-26.34	-26.53
05/02/2020 07:50:14	-26.78	-27.05	-27.29	-27.53	-27.83	-28.11	-28.38	-28.63	-28.84	-29.12
05/02/2020 08:00:15	-29.29	-29.37	-29.35	-29.26	-29.12	-28.88	-28.69	-28.50	-28.26	-28.05
05/02/2020 08:10:15	-27.86	-27.61	-27.38	-27.17	-26.94	-26.70	-26.50	-26.26	-26.04	-25.88
05/02/2020 08:20:15	-25.74	-25.70	-25.79	-25.94	-26.11	-26.33	-26.60	-26.87	-27.17	-27.44
05/02/2020 08:30:15	-27.72	-28.03	-28.24	-28.52	-28.78	-29.02	-29.19	-29.27	-29.23	-29.19
05/02/2020 08:40:15	-29.09	-28.93	-28.76	-28.63	-28.41	-28.23	-28.05	-27.84	-27.61	-27.42
05/02/2020 08:50:15	-27.18	-26.98	-26.78	-26.57	-26.36	-26.20	-26.16	-26.24	-26.38	-26.56
05/02/2020 09:00:15	-26.76	-27.02	-27.27	-27.52	-27.80	-28.06	-28.33	-28.58	-28.82	-29.06
05/02/2020 09:10:15	-29.23	-29.29	-29.29	-29.21	-29.08	-28.93	-28.76	-28.56	-28.35	-28.14
05/02/2020 09:20:15	-27.93	-27.72	-27.47	-27.27	-27.03	-26.81	-26.54	-26.33	-26.12	-25.99
05/02/2020 09:30:15	-25.92	-25.98	-26.13	-26.33	-26.55	-26.80	-27.09	-27.34	-27.61	-27.90
05/02/2020 09:40:15	-28.16	-28.41	-28.66	-28.92	-29.14	-29.27	-29.35	-29.32	-29.21	-29.07
05/02/2020 09:50:15	-28.87	-28.67	-28.47	-28.25	-28.04	-27.82	-27.60	-27.33	-27.13	-26.89
05/02/2020 10:00:15	-26.66	-26.45	-26.26	-26.11	-25.95	-25.96	-26.04	-26.22	-26.40	-26.65
05/02/2020 10:10:14	-26.91	-27.17	-27.43	-27.74	-28.01	-28.29	-28.56	-28.80	-29.06	-29.23
05/02/2020 10:20:15	-29.32	-29.34	-29.28	-29.16	-28.94	-28.73	-28.52	-28.31	-28.10	-27.86
05/02/2020 10:30:15	-27.67	-27.43	-27.21	-27.02	-26.77	-26.58	-26.35	-26.15	-25.98	-25.86
05/02/2020 10:40:14	-25.86	-25.98	-26.14	-26.35	-26.61	-26.87	-27.12	-27.43	-27.68	-27.97
05/02/2020 10:50:15	-28.22	-28.48	-28.77	-29.01	-29.22	-29.30	-29.34	-29.29	-29.17	-29.00
05/02/2020 11:00:15	-28.83	-28.66	-28.48	-28.29	-28.08	-27.88	-27.68	-27.47	-27.25	-27.05
05/02/2020 11:10:15	-26.83	-26.61	-26.40	-26.22	-26.14	-26.18	-26.29	-26.46	-26.70	-26.94
05/02/2020 11:20:15	-27.22	-27.46	-27.72	-28.01	-28.25	-28.52	-28.77	-28.99	-29.25	-29.40
05/02/2020 11:30:15	-29.45	-29.42	-29.30	-29.15	-28.92	-28.69	-28.46	-28.26	-28.03	-27.82

Date Time	+0m	+1m	+2m	+3m	+4m	+5m	+6m	+7m	+8m	+9m
05/02/2020 11:40:15	-27.60	-27.37	-27.16	-26.93	-26.70	-26.47	-26.26	-26.03	-25.88	-25.79
05/02/2020 11:50:15	-25.80	-25.92	-26.11	-26.29	-26.51	-26.81	-27.08	-27.36	-27.62	-27.91
05/02/2020 12:00:15	-28.18	-28.43	-28.65	-28.96	-29.15	-29.27	-29.31	-29.23	-29.10	-28.92
05/02/2020 12:10:15	-28.69	-28.49	-28.26	-28.03	-27.82	-27.60	-27.38	-27.16	-26.92	-26.72
05/02/2020 12:20:15	-26.51	-26.26	-26.04	-25.86	-25.72	-25.69	-25.77	-25.94	-26.11	-26.30
05/02/2020 12:30:14	-26.60	-26.86	-27.13	-27.43	-27.72	-27.98	-28.22	-28.48	-28.75	-29.00
05/02/2020 12:40:15	-29.16	-29.25	-29.27	-29.19	-29.08	-28.93	-28.77	-28.57	-28.39	-28.18
05/02/2020 12:50:14	-27.97	-27.79	-27.57	-27.36	-27.14	-26.89	-26.66	-26.43	-26.24	-26.15
05/02/2020 13:00:14	-26.13	-26.25	-26.42	-26.61	-26.85	-27.12	-27.38	-27.65	-27.90	-28.17
05/02/2020 13:10:14	-28.40	-28.69	-28.92	-29.16	-29.36	-29.45	-29.45	-29.41	-29.31	-29.15
05/02/2020 13:20:14	-28.96	-28.77	-28.56	-28.37	-28.14	-27.94	-27.72	-27.49	-27.28	-27.04
05/02/2020 13:30:14	-26.79									

T 08 - FRZ-4 07 (10:0F:9E:AA:00)

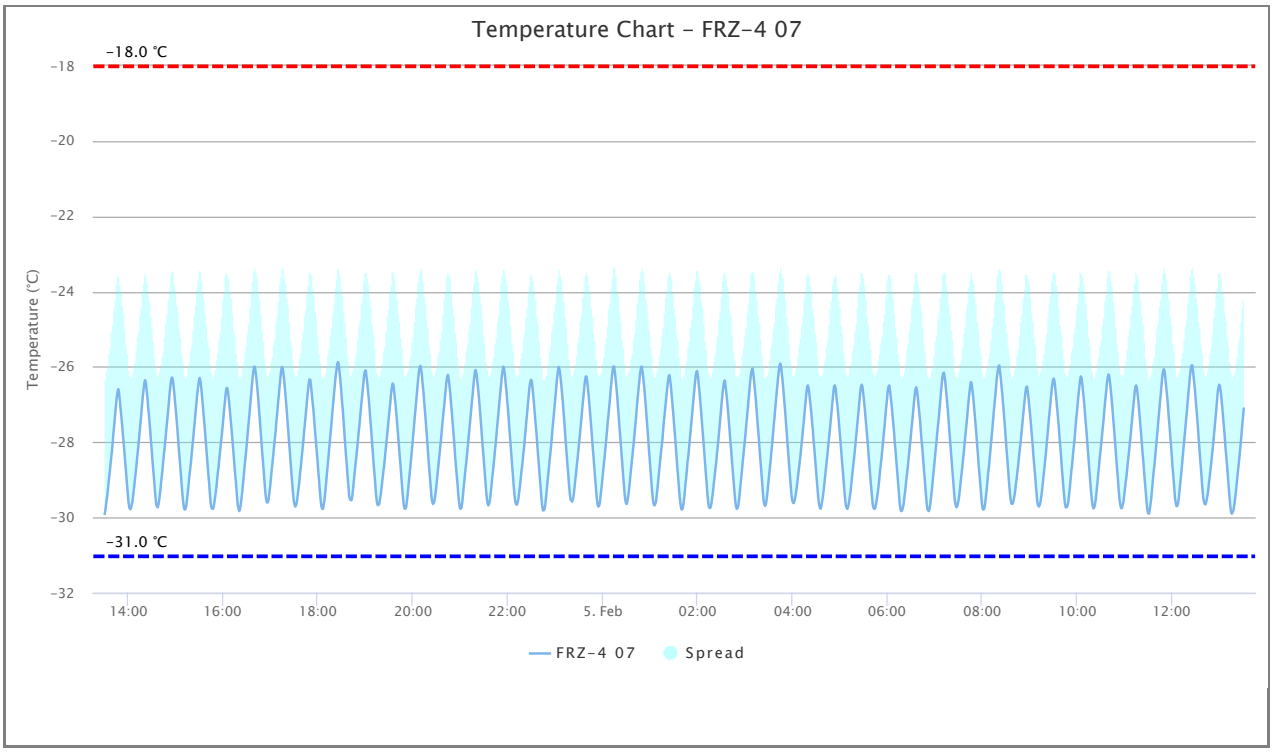

Logger Details

Min (°C)	Max (°C)	Avg (°C)	Spread (°C)	Std (°C)	MKT (°C)
-29.90	-25.87	-28.04	4.03	1.15	-27.94

Logger Data

Date Time	+0m	+1m	+2m	+3m	+4m	+5m	+6m	+7m	+8m	+9m
04/02/2020 13:30:28	-29.90	-29.77	-29.60	-29.45	-29.26	-29.04	-28.86	-28.65	-28.45	-28.25
04/02/2020 13:40:29	-28.02	-27.75	-27.54	-27.30	-27.07	-26.84	-26.69	-26.59	-26.68	-26.87
04/02/2020 13:50:29	-27.11	-27.31	-27.55	-27.80	-28.03	-28.30	-28.55	-28.81	-29.08	-29.33
04/02/2020 14:00:28	-29.58	-29.73	-29.78	-29.77	-29.68	-29.58	-29.40	-29.22	-29.02	-28.84
04/02/2020 14:10:29	-28.63	-28.41	-28.20	-27.99	-27.76	-27.52	-27.30	-27.05	-26.81	-26.62
04/02/2020 14:20:28	-26.43	-26.35	-26.43	-26.63	-26.83	-27.09	-27.31	-27.56	-27.84	-28.11
04/02/2020 14:30:29	-28.39	-28.66	-28.90	-29.16	-29.43	-29.64	-29.71	-29.73	-29.65	-29.51
04/02/2020 14:40:29	-29.33	-29.12	-28.93	-28.73	-28.49	-28.29	-28.10	-27.86	-27.63	-27.41
04/02/2020 14:50:28	-27.20	-26.96	-26.71	-26.51	-26.34	-26.28	-26.32	-26.51	-26.71	-26.96
04/02/2020 15:00:28	-27.17	-27.44	-27.69	-27.98	-28.26	-28.51	-28.79	-29.05	-29.33	-29.55
04/02/2020 15:10:28	-29.73	-29.79	-29.78	-29.70	-29.53	-29.33	-29.13	-28.90	-28.72	-28.53
04/02/2020 15:20:29	-28.29	-28.07	-27.86	-27.62	-27.40	-27.17	-26.94	-26.71	-26.53	-26.37
04/02/2020 15:30:29	-26.29	-26.38	-26.55	-26.79	-27.02	-27.28	-27.51	-27.77	-28.06	-28.32
04/02/2020 15:40:29	-28.59	-28.86	-29.09	-29.39	-29.64	-29.74	-29.77	-29.77	-29.69	-29.54
04/02/2020 15:50:29	-29.39	-29.23	-29.01	-28.80	-28.64	-28.41	-28.21	-28.00	-27.81	-27.59
04/02/2020 16:00:28	-27.36	-27.11	-26.92	-26.69	-26.56	-26.56	-26.69	-26.88	-27.11	-27.35
04/02/2020 16:10:29	-27.58	-27.82	-28.10	-28.34	-28.62	-28.87	-29.10	-29.38	-29.64	-29.75
04/02/2020 16:20:29	-29.83	-29.77	-29.66	-29.47	-29.30	-29.06	-28.84	-28.60	-28.41	-28.18
04/02/2020 16:30:29	-27.95	-27.69	-27.46	-27.25	-26.98	-26.76	-26.51	-26.28	-26.11	-25.99
04/02/2020 16:40:29	-26.02	-26.17	-26.37	-26.59	-26.83	-27.11	-27.38	-27.67	-27.95	-28.25
04/02/2020 16:50:29	-28.51	-28.77	-29.05	-29.32	-29.51	-29.60	-29.60	-29.54	-29.37	-29.20

Date Time	+0m	+1m	+2m	+3m	+4m	+5m	+6m	+7m	+8m	+9m
04/02/2020 17:00:28	-28.99	-28.76	-28.56	-28.36	-28.13	-27.92	-27.73	-27.46	-27.24	-26.99
04/02/2020 17:10:28	-26.78	-26.54	-26.31	-26.11	-26.00	-26.04	-26.19	-26.39	-26.62	-26.88
04/02/2020 17:20:29	-27.13	-27.42	-27.69	-27.98	-28.24	-28.54	-28.81	-29.09	-29.34	-29.56
04/02/2020 17:30:28	-29.66	-29.71	-29.66	-29.58	-29.40	-29.23	-29.06	-28.81	-28.64	-28.41
04/02/2020 17:40:29	-28.20	-27.98	-27.73	-27.52	-27.30	-27.06	-26.84	-26.62	-26.42	-26.33
04/02/2020 17:50:28	-26.35	-26.55	-26.76	-26.97	-27.18	-27.47	-27.73	-27.98	-28.24	-28.49
04/02/2020 18:00:29	-28.78	-29.02	-29.30	-29.55	-29.71	-29.77	-29.77	-29.64	-29.50	-29.29
04/02/2020 18:10:29	-29.05	-28.81	-28.59	-28.36	-28.11	-27.88	-27.66	-27.40	-27.15	-26.93
04/02/2020 18:20:29	-26.69	-26.47	-26.24	-26.08	-25.92	-25.87	-25.97	-26.17	-26.37	-26.63
04/02/2020 18:30:29	-26.92	-27.15	-27.45	-27.75	-28.05	-28.35	-28.60	-28.89	-29.14	-29.43
04/02/2020 18:40:28	-29.51	-29.54	-29.54	-29.43	-29.23	-29.01	-28.80	-28.59	-28.41	-28.19
04/02/2020 18:50:28	-27.99	-27.75	-27.55	-27.30	-27.09	-26.86	-26.66	-26.44	-26.21	-26.11
04/02/2020 19:00:28	-26.09	-26.26	-26.44	-26.67	-26.89	-27.16	-27.46	-27.71	-28.01	-28.29
04/02/2020 19:10:29	-28.58	-28.84	-29.10	-29.39	-29.58	-29.67	-29.67	-29.64	-29.51	-29.39
04/02/2020 19:20:29	-29.20	-29.02	-28.83	-28.66	-28.46	-28.24	-28.04	-27.82	-27.60	-27.38
04/02/2020 19:30:28	-27.16	-26.96	-26.71	-26.55	-26.44	-26.47	-26.67	-26.86	-27.07	-27.32
04/02/2020 19:40:29	-27.58	-27.85	-28.10	-28.39	-28.63	-28.92	-29.20	-29.44	-29.65	-29.76
04/02/2020 19:50:29	-29.77	-29.73	-29.58	-29.38	-29.16	-28.94	-28.73	-28.51	-28.29	-28.05
04/02/2020 20:00:28	-27.82	-27.57	-27.33	-27.11	-26.86	-26.63	-26.38	-26.17	-26.03	-25.97
04/02/2020 20:10:29	-26.06	-26.22	-26.47	-26.66	-26.96	-27.21	-27.48	-27.77	-28.04	-28.35
04/02/2020 20:20:29	-28.63	-28.89	-29.15	-29.43	-29.58	-29.64	-29.62	-29.54	-29.39	-29.22
04/02/2020 20:30:28	-29.01	-28.80	-28.60	-28.38	-28.16	-27.96	-27.72	-27.48	-27.27	-27.07
04/02/2020 20:40:28	-26.84	-26.62	-26.40	-26.26	-26.21	-26.33	-26.53	-26.74	-27.01	-27.25
04/02/2020 20:50:29	-27.52	-27.77	-28.04	-28.36	-28.62	-28.87	-29.10	-29.40	-29.60	-29.74
04/02/2020 21:00:28	-29.77	-29.74	-29.60	-29.39	-29.16	-28.96	-28.74	-28.55	-28.33	-28.12
04/02/2020 21:10:28	-27.89	-27.66	-27.44	-27.21	-26.98	-26.76	-26.53	-26.31	-26.13	-26.08
04/02/2020 21:20:29	-26.18	-26.37	-26.57	-26.79	-27.05	-27.31	-27.58	-27.88	-28.15	-28.41
04/02/2020 21:30:29	-28.69	-28.96	-29.24	-29.47	-29.62	-29.68	-29.64	-29.54	-29.36	-29.15
04/02/2020 21:40:29	-28.93	-28.73	-28.54	-28.30	-28.09	-27.87	-27.62	-27.40	-27.17	-26.93
04/02/2020 21:50:29	-26.71	-26.49	-26.26	-26.10	-25.99	-26.06	-26.23	-26.46	-26.67	-26.94
04/02/2020 22:00:28	-27.17	-27.46	-27.75	-28.03	-28.30	-28.60	-28.85	-29.15	-29.39	-29.58
04/02/2020 22:10:29	-29.64	-29.66	-29.60	-29.50	-29.33	-29.16	-28.95	-28.75	-28.59	-28.36
04/02/2020 22:20:28	-28.17	-27.94	-27.71	-27.45	-27.24	-27.00	-26.76	-26.54	-26.40	-26.34
04/02/2020 22:30:28	-26.38	-26.59	-26.80	-27.05	-27.31	-27.56	-27.81	-28.10	-28.38	-28.64
04/02/2020 22:40:29	-28.93	-29.16	-29.45	-29.68	-29.81	-29.81	-29.78	-29.65	-29.46	-29.23
04/02/2020 22:50:28	-29.01	-28.81	-28.58	-28.38	-28.17	-27.94	-27.67	-27.45	-27.23	-26.98
04/02/2020 23:00:29	-26.76	-26.51	-26.28	-26.11	-26.00	-26.07	-26.22	-26.42	-26.66	-26.89
04/02/2020 23:10:29	-27.17	-27.44	-27.74	-28.04	-28.31	-28.59	-28.85	-29.13	-29.37	-29.53
04/02/2020 23:20:29	-29.55	-29.58	-29.51	-29.39	-29.20	-28.99	-28.81	-28.58	-28.40	-28.18
04/02/2020 23:30:29	-27.95	-27.75	-27.52	-27.29	-27.05	-26.83	-26.62	-26.40	-26.26	-26.25
04/02/2020 23:40:28	-26.38	-26.59	-26.80	-27.05	-27.31	-27.58	-27.85	-28.15	-28.39	-28.68
04/02/2020 23:50:28	-28.94	-29.20	-29.47	-29.64	-29.71	-29.69	-29.60	-29.40	-29.22	-29.02
05/02/2020 00:00:29	-28.79	-28.58	-28.40	-28.17	-27.94	-27.71	-27.46	-27.25	-27.02	-26.80
05/02/2020 00:10:29	-26.53	-26.33	-26.12	-25.99	-25.99	-26.14	-26.35	-26.56	-26.81	-27.10
05/02/2020 00:20:29	-27.36	-27.65	-27.91	-28.21	-28.47	-28.76	-29.03	-29.29	-29.51	-29.62
05/02/2020 00:30:29	-29.64	-29.55	-29.41	-29.24	-29.02	-28.80	-28.60	-28.39	-28.19	-27.96
05/02/2020 00:40:29	-27.74	-27.51	-27.28	-27.01	-26.78	-26.56	-26.35	-26.15	-26.02	-25.99
05/02/2020 00:50:28	-26.13	-26.31	-26.52	-26.78	-27.03	-27.32	-27.58	-27.87	-28.18	-28.45
05/02/2020 01:00:28	-28.74	-29.02	-29.29	-29.51	-29.64	-29.68	-29.64	-29.58	-29.38	-29.20
05/02/2020 01:10:28	-28.98	-28.75	-28.53	-28.33	-28.12	-27.94	-27.67	-27.43	-27.22	-27.01
05/02/2020 01:20:32	-26.79	-26.58	-26.39	-26.24	-26.22	-26.37	-26.57	-26.81	-27.05	-27.31
05/02/2020 01:30:32	-27.58	-27.84	-28.12	-28.43	-28.71	-28.95	-29.23	-29.49	-29.66	-29.78
05/02/2020 01:40:32	-29.79	-29.73	-29.58	-29.39	-29.15	-28.96	-28.72	-28.49	-28.32	-28.09
05/02/2020 01:50:32	-27.85	-27.62	-27.40	-27.16	-26.93	-26.70	-26.47	-26.26	-26.13	-26.11
05/02/2020 02:00:32	-26.25	-26.47	-26.69	-26.93	-27.18	-27.46	-27.73	-28.00	-28.28	-28.56
05/02/2020 02:10:32	-28.85	-29.10	-29.39	-29.61	-29.73	-29.75	-29.73	-29.63	-29.47	-29.31

Date Time	+0m	+1m	+2m	+3m	+4m	+5m	+6m	+7m	+8m	+9m
05/02/2020 02:20:32	-29.10	-28.92	-28.72	-28.54	-28.30	-28.11	-27.88	-27.65	-27.41	-27.17
05/02/2020 02:30:32	-26.94	-26.71	-26.53	-26.38	-26.36	-26.53	-26.72	-26.94	-27.17	-27.44
05/02/2020 02:40:32	-27.70	-27.98	-28.22	-28.51	-28.76	-29.02	-29.29	-29.53	-29.70	-29.77
05/02/2020 02:50:32	-29.75	-29.68	-29.51	-29.29	-29.08	-28.88	-28.66	-28.43	-28.22	-28.01
05/02/2020 03:00:32	-27.80	-27.55	-27.33	-27.10	-26.86	-26.62	-26.39	-26.20	-26.09	-26.04
05/02/2020 03:10:32	-26.19	-26.38	-26.61	-26.84	-27.11	-27.39	-27.65	-27.91	-28.22	-28.49
05/02/2020 03:20:32	-28.76	-29.03	-29.31	-29.55	-29.66	-29.69	-29.63	-29.49	-29.30	-29.07
05/02/2020 03:30:32	-28.87	-28.66	-28.45	-28.20	-28.00	-27.75	-27.50	-27.29	-27.03	-26.79
05/02/2020 03:40:32	-26.57	-26.35	-26.14	-25.98	-25.91	-25.98	-26.17	-26.38	-26.61	-26.88
05/02/2020 03:50:33	-27.12	-27.40	-27.69	-27.98	-28.25	-28.55	-28.81	-29.09	-29.35	-29.53
05/02/2020 04:00:32	-29.60	-29.62	-29.56	-29.46	-29.32	-29.18	-28.99	-28.81	-28.63	-28.45
05/02/2020 04:10:32	-28.26	-28.04	-27.84	-27.61	-27.40	-27.16	-26.93	-26.71	-26.53	-26.49
05/02/2020 04:20:32	-26.58	-26.76	-26.96	-27.15	-27.40	-27.62	-27.90	-28.15	-28.41	-28.68
05/02/2020 04:30:32	-28.94	-29.20	-29.46	-29.64	-29.73	-29.77	-29.70	-29.56	-29.43	-29.26
05/02/2020 04:40:32	-29.05	-28.86	-28.65	-28.46	-28.26	-28.03	-27.83	-27.62	-27.39	-27.17
05/02/2020 04:50:32	-26.94	-26.72	-26.53	-26.49	-26.56	-26.78	-26.98	-27.18	-27.43	-27.69
05/02/2020 05:00:32	-27.94	-28.20	-28.48	-28.72	-29.00	-29.25	-29.50	-29.68	-29.75	-29.77
05/02/2020 05:10:32	-29.70	-29.60	-29.44	-29.30	-29.08	-28.88	-28.69	-28.49	-28.29	-28.07
05/02/2020 05:20:32	-27.85	-27.62	-27.40	-27.18	-26.94	-26.70	-26.53	-26.47	-26.53	-26.71
05/02/2020 05:30:32	-26.92	-27.14	-27.39	-27.62	-27.87	-28.13	-28.41	-28.68	-28.95	-29.20
05/02/2020 05:40:32	-29.44	-29.66	-29.75	-29.77	-29.76	-29.65	-29.53	-29.39	-29.22	-29.03
05/02/2020 05:50:32	-28.80	-28.62	-28.43	-28.20	-28.00	-27.75	-27.56	-27.30	-27.06	-26.86
05/02/2020 06:00:32	-26.62	-26.51	-26.49	-26.66	-26.86	-27.05	-27.28	-27.52	-27.76	-28.05
05/02/2020 06:10:32	-28.29	-28.56	-28.80	-29.08	-29.34	-29.62	-29.78	-29.83	-29.82	-29.74
05/02/2020 06:20:32	-29.65	-29.45	-29.30	-29.08	-28.89	-28.72	-28.49	-28.29	-28.07	-27.87
05/02/2020 06:30:32	-27.63	-27.43	-27.20	-26.96	-26.76	-26.59	-26.54	-26.65	-26.82	-27.05
05/02/2020 06:40:32	-27.24	-27.48	-27.77	-28.02	-28.25	-28.54	-28.80	-29.05	-29.34	-29.58
05/02/2020 06:50:32	-29.77	-29.81	-29.83	-29.75	-29.60	-29.40	-29.20	-28.98	-28.75	-28.55
05/02/2020 07:00:32	-28.31	-28.11	-27.87	-27.65	-27.45	-27.23	-26.98	-26.72	-26.49	-26.29
05/02/2020 07:10:32	-26.17	-26.15	-26.28	-26.47	-26.70	-26.93	-27.18	-27.46	-27.74	-28.02
05/02/2020 07:20:33	-28.30	-28.56	-28.84	-29.10	-29.39	-29.59	-29.69	-29.73	-29.68	-29.59
05/02/2020 07:30:33	-29.47	-29.28	-29.08	-28.88	-28.70	-28.49	-28.28	-28.05	-27.84	-27.62
05/02/2020 07:40:32	-27.41	-27.17	-26.93	-26.72	-26.53	-26.40	-26.44	-26.62	-26.80	-27.05
05/02/2020 07:50:32	-27.29	-27.54	-27.79	-28.09	-28.34	-28.65	-28.86	-29.12	-29.39	-29.64
05/02/2020 08:00:32	-29.78	-29.79	-29.76	-29.64	-29.45	-29.26	-29.03	-28.80	-28.62	-28.39
05/02/2020 08:10:32	-28.15	-27.91	-27.69	-27.44	-27.18	-26.96	-26.76	-26.50	-26.27	-26.11
05/02/2020 08:20:32	-25.99	-25.96	-26.15	-26.33	-26.55	-26.79	-27.03	-27.30	-27.57	-27.86
05/02/2020 08:30:32	-28.16	-28.41	-28.69	-28.99	-29.25	-29.47	-29.61	-29.64	-29.63	-29.55
05/02/2020 08:40:32	-29.43	-29.29	-29.10	-28.95	-28.76	-28.58	-28.36	-28.17	-27.98	-27.75
05/02/2020 08:50:32	-27.54	-27.31	-27.10	-26.88	-26.68	-26.55	-26.52	-26.67	-26.85	-27.07
05/02/2020 09:00:32	-27.28	-27.53	-27.79	-28.03	-28.33	-28.58	-28.81	-29.09	-29.34	-29.58
05/02/2020 09:10:32	-29.68	-29.71	-29.67	-29.60	-29.45	-29.29	-29.08	-28.88	-28.68	-28.48
05/02/2020 09:20:32	-28.26	-28.02	-27.80	-27.55	-27.31	-27.10	-26.87	-26.65	-26.46	-26.33
05/02/2020 09:30:32	-26.31	-26.42	-26.62	-26.84	-27.07	-27.31	-27.55	-27.83	-28.10	-28.36
05/02/2020 09:40:32	-28.66	-28.93	-29.20	-29.43	-29.64	-29.73	-29.73	-29.70	-29.61	-29.44
05/02/2020 09:50:32	-29.23	-29.01	-28.78	-28.60	-28.36	-28.15	-27.94	-27.69	-27.43	-27.22
05/02/2020 10:00:32	-27.00	-26.76	-26.56	-26.37	-26.25	-26.29	-26.47	-26.69	-26.89	-27.15
05/02/2020 10:10:32	-27.42	-27.65	-27.94	-28.21	-28.49	-28.77	-29.05	-29.32	-29.53	-29.69
05/02/2020 10:20:32	-29.76	-29.73	-29.65	-29.51	-29.30	-29.09	-28.85	-28.65	-28.41	-28.21
05/02/2020 10:30:32	-28.00	-27.79	-27.58	-27.35	-27.10	-26.88	-26.67	-26.44	-26.28	-26.20
05/02/2020 10:40:32	-26.24	-26.42	-26.63	-26.85	-27.10	-27.37	-27.62	-27.90	-28.18	-28.47
05/02/2020 10:50:33	-28.75	-28.98	-29.29	-29.53	-29.67	-29.75	-29.75	-29.67	-29.58	-29.38
05/02/2020 11:00:32	-29.20	-29.03	-28.86	-28.64	-28.43	-28.25	-28.02	-27.83	-27.58	-27.38
05/02/2020 11:10:32	-27.13	-26.93	-26.71	-26.53	-26.49	-26.56	-26.76	-26.95	-27.22	-27.46
05/02/2020 11:20:32	-27.71	-27.98	-28.25	-28.49	-28.77	-29.03	-29.28	-29.54	-29.77	-29.87
05/02/2020 11:30:32	-29.90	-29.83	-29.67	-29.51	-29.28	-29.04	-28.81	-28.62	-28.40	-28.16

Date Time	+0m	+1m	+2m	+3m	+4m	+5m	+6m	+7m	+8m	+9m
05/02/2020 11:40:32	-27.94	-27.71	-27.44	-27.22	-26.95	-26.76	-26.51	-26.26	-26.12	-26.06
05/02/2020 11:50:32	-26.11	-26.33	-26.53	-26.74	-26.97	-27.28	-27.53	-27.80	-28.06	-28.36
05/02/2020 12:00:33	-28.65	-28.89	-29.17	-29.47	-29.61	-29.70	-29.69	-29.62	-29.47	-29.24
05/02/2020 12:10:33	-29.03	-28.83	-28.59	-28.36	-28.11	-27.89	-27.68	-27.42	-27.21	-26.95
05/02/2020 12:20:33	-26.71	-26.48	-26.24	-26.06	-25.96	-25.96	-26.13	-26.34	-26.53	-26.80
05/02/2020 12:30:33	-27.06	-27.31	-27.58	-27.90	-28.17	-28.47	-28.72	-29.02	-29.29	-29.51
05/02/2020 12:40:33	-29.60	-29.65	-29.64	-29.55	-29.43	-29.29	-29.09	-28.92	-28.72	-28.54
05/02/2020 12:50:33	-28.32	-28.12	-27.89	-27.67	-27.43	-27.21	-26.95	-26.70	-26.54	-26.47
05/02/2020 13:00:33	-26.51	-26.67	-26.88	-27.11	-27.37	-27.60	-27.86	-28.16	-28.39	-28.65
05/02/2020 13:10:33	-28.91	-29.20	-29.45	-29.68	-29.85	-29.90	-29.85	-29.81	-29.67	-29.51
05/02/2020 13:20:33	-29.33	-29.12	-28.91	-28.71	-28.51	-28.29	-28.07	-27.84	-27.58	-27.36
05/02/2020 13:30:33	-27.11									

T 09 - FRZ-4 08 (10:0F:9F:DE:EB)

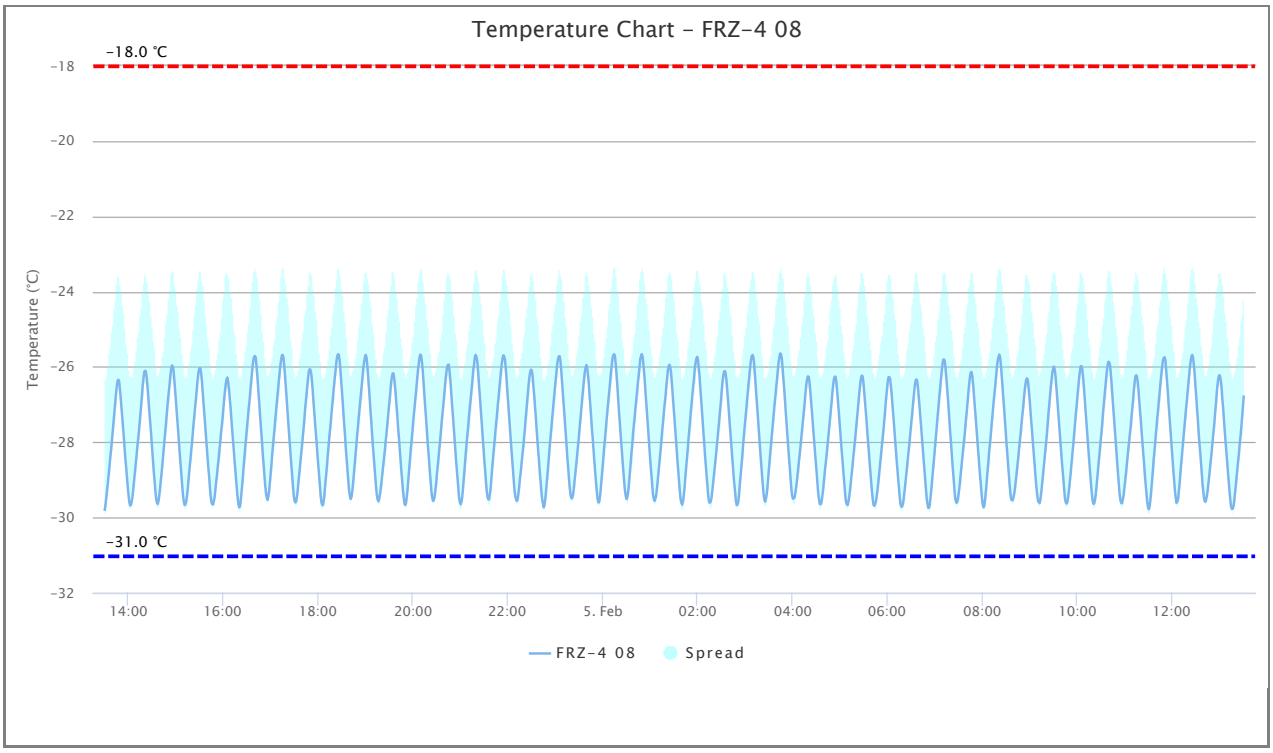

Logger Details

Min (°C)	Max (°C)	Avg (°C)	Spread (°C)	Std (°C)	MKT (°C)
-29.79	-25.64	-27.81	4.15	1.23	-27.69

Logger Data

Date Time	+0m	+1m	+2m	+3m	+4m	+5m	+6m	+7m	+8m	+9m
04/02/2020 13:30:27	-29.79	-29.65	-29.47	-29.26	-29.07	-28.85	-28.64	-28.40	-28.20	-27.97
04/02/2020 13:40:27	-27.74	-27.49	-27.26	-27.01	-26.77	-26.56	-26.39	-26.34	-26.36	-26.54
04/02/2020 13:50:28	-26.78	-27.04	-27.30	-27.57	-27.84	-28.13	-28.42	-28.64	-28.90	-29.17
04/02/2020 14:00:27	-29.38	-29.58	-29.68	-29.67	-29.58	-29.46	-29.26	-29.04	-28.82	-28.62
04/02/2020 14:10:27	-28.40	-28.17	-27.97	-27.76	-27.53	-27.27	-27.04	-26.77	-26.49	-26.30
04/02/2020 14:20:28	-26.13	-26.10	-26.12	-26.27	-26.50	-26.78	-27.07	-27.35	-27.61	-27.90
04/02/2020 14:30:28	-28.21	-28.48	-28.79	-29.02	-29.30	-29.50	-29.60	-29.64	-29.56	-29.41
04/02/2020 14:40:27	-29.21	-29.00	-28.79	-28.56	-28.32	-28.08	-27.84	-27.61	-27.37	-27.10
04/02/2020 14:50:27	-26.87	-26.66	-26.46	-26.23	-26.05	-25.96	-25.99	-26.10	-26.36	-26.62
04/02/2020 15:00:27	-26.90	-27.20	-27.47	-27.76	-28.06	-28.35	-28.63	-28.89	-29.17	-29.42
04/02/2020 15:10:27	-29.58	-29.67	-29.65	-29.58	-29.43	-29.22	-28.98	-28.75	-28.53	-28.30
04/02/2020 15:20:27	-28.08	-27.85	-27.58	-27.36	-27.13	-26.91	-26.68	-26.43	-26.23	-26.08
04/02/2020 15:30:27	-26.03	-26.04	-26.19	-26.41	-26.71	-26.99	-27.28	-27.55	-27.84	-28.12
04/02/2020 15:40:27	-28.41	-28.69	-28.91	-29.21	-29.45	-29.60	-29.65	-29.65	-29.56	-29.44
04/02/2020 15:50:27	-29.24	-29.03	-28.85	-28.63	-28.43	-28.21	-27.99	-27.76	-27.57	-27.37
04/02/2020 16:00:27	-27.10	-26.86	-26.64	-26.46	-26.33	-26.28	-26.39	-26.57	-26.82	-27.06
04/02/2020 16:10:27	-27.35	-27.64	-27.91	-28.17	-28.46	-28.71	-28.98	-29.23	-29.47	-29.65
04/02/2020 16:20:27	-29.73	-29.71	-29.54	-29.32	-29.08	-28.82	-28.55	-28.31	-28.04	-27.82
04/02/2020 16:30:27	-27.57	-27.35	-27.10	-26.91	-26.66	-26.41	-26.20	-25.96	-25.81	-25.72
04/02/2020 16:40:27	-25.71	-25.76	-26.01	-26.25	-26.57	-26.85	-27.16	-27.46	-27.76	-28.04
04/02/2020 16:50:27	-28.38	-28.63	-28.91	-29.17	-29.38	-29.48	-29.53	-29.42	-29.28	-29.02

Date Time	+0m	+1m	+2m	+3m	+4m	+5m	+6m	+7m	+8m	+9m
04/02/2020 17:00:28	-28.78	-28.53	-28.25	-28.01	-27.79	-27.56	-27.30	-27.08	-26.84	-26.63
04/02/2020 17:10:28	-26.39	-26.17	-25.97	-25.81	-25.69	-25.68	-25.75	-25.99	-26.25	-26.55
04/02/2020 17:20:27	-26.85	-27.16	-27.47	-27.75	-28.04	-28.35	-28.61	-28.90	-29.18	-29.42
04/02/2020 17:30:27	-29.56	-29.60	-29.57	-29.45	-29.27	-29.04	-28.83	-28.61	-28.38	-28.17
04/02/2020 17:40:28	-27.95	-27.72	-27.49	-27.21	-26.97	-26.75	-26.52	-26.30	-26.13	-26.06
04/02/2020 17:50:27	-26.07	-26.17	-26.36	-26.65	-26.94	-27.23	-27.51	-27.78	-28.03	-28.35
04/02/2020 18:00:27	-28.61	-28.87	-29.15	-29.43	-29.60	-29.67	-29.67	-29.52	-29.33	-29.07
04/02/2020 18:10:27	-28.85	-28.61	-28.33	-28.10	-27.85	-27.64	-27.41	-27.16	-26.94	-26.70
04/02/2020 18:20:27	-26.48	-26.25	-26.06	-25.84	-25.71	-25.66	-25.68	-25.83	-26.09	-26.38
04/02/2020 18:30:27	-26.67	-26.99	-27.30	-27.59	-27.89	-28.23	-28.48	-28.77	-29.04	-29.30
04/02/2020 18:40:27	-29.43	-29.51	-29.45	-29.30	-29.09	-28.84	-28.59	-28.34	-28.10	-27.84
04/02/2020 18:50:27	-27.62	-27.37	-27.15	-26.91	-26.69	-26.47	-26.24	-26.01	-25.86	-25.74
04/02/2020 19:00:27	-25.68	-25.76	-25.96	-26.24	-26.54	-26.84	-27.16	-27.45	-27.78	-28.09
04/02/2020 19:10:27	-28.35	-28.63	-28.91	-29.18	-29.39	-29.52	-29.57	-29.50	-29.38	-29.22
04/02/2020 19:20:28	-29.04	-28.84	-28.63	-28.44	-28.25	-28.01	-27.82	-27.59	-27.36	-27.12
04/02/2020 19:30:28	-26.91	-26.68	-26.42	-26.28	-26.17	-26.17	-26.30	-26.52	-26.77	-27.05
04/02/2020 19:40:27	-27.32	-27.64	-27.89	-28.19	-28.47	-28.76	-29.00	-29.27	-29.47	-29.64
04/02/2020 19:50:27	-29.67	-29.61	-29.42	-29.21	-28.95	-28.69	-28.44	-28.17	-27.95	-27.71
04/02/2020 20:00:27	-27.45	-27.23	-27.01	-26.78	-26.56	-26.32	-26.09	-25.92	-25.74	-25.67
04/02/2020 20:10:27	-25.69	-25.86	-26.07	-26.38	-26.70	-27.01	-27.30	-27.59	-27.93	-28.20
04/02/2020 20:20:27	-28.46	-28.77	-29.04	-29.31	-29.47	-29.56	-29.54	-29.45	-29.28	-29.11
04/02/2020 20:30:27	-28.84	-28.64	-28.41	-28.19	-27.96	-27.72	-27.46	-27.24	-27.02	-26.79
04/02/2020 20:40:27	-26.56	-26.33	-26.13	-25.99	-25.94	-25.94	-26.13	-26.36	-26.66	-26.97
04/02/2020 20:50:28	-27.24	-27.53	-27.82	-28.12	-28.43	-28.69	-28.95	-29.21	-29.48	-29.60
04/02/2020 21:00:27	-29.65	-29.59	-29.44	-29.22	-28.95	-28.70	-28.42	-28.16	-27.91	-27.70
04/02/2020 21:10:27	-27.45	-27.20	-26.98	-26.78	-26.55	-26.32	-26.07	-25.92	-25.74	-25.68
04/02/2020 21:20:27	-25.74	-25.84	-26.11	-26.41	-26.70	-26.99	-27.30	-27.59	-27.91	-28.19
04/02/2020 21:30:27	-28.50	-28.76	-29.05	-29.30	-29.46	-29.52	-29.52	-29.38	-29.20	-28.92
04/02/2020 21:40:27	-28.65	-28.42	-28.17	-27.94	-27.70	-27.47	-27.25	-27.00	-26.79	-26.55
04/02/2020 21:50:27	-26.34	-26.10	-25.92	-25.76	-25.69	-25.72	-25.80	-26.03	-26.30	-26.64
04/02/2020 22:00:27	-26.93	-27.23	-27.53	-27.84	-28.13	-28.42	-28.69	-28.98	-29.26	-29.43
04/02/2020 22:10:27	-29.51	-29.56	-29.52	-29.37	-29.18	-28.95	-28.79	-28.56	-28.35	-28.15
04/02/2020 22:20:27	-27.93	-27.70	-27.42	-27.19	-26.94	-26.69	-26.45	-26.25	-26.12	-26.07
04/02/2020 22:30:28	-26.10	-26.25	-26.52	-26.76	-27.06	-27.32	-27.65	-27.93	-28.23	-28.48
04/02/2020 22:40:27	-28.79	-29.03	-29.30	-29.51	-29.63	-29.73	-29.68	-29.51	-29.28	-29.04
04/02/2020 22:50:27	-28.79	-28.53	-28.26	-28.00	-27.78	-27.54	-27.30	-27.06	-26.83	-26.60
04/02/2020 23:00:27	-26.38	-26.17	-25.94	-25.80	-25.72	-25.71	-25.81	-26.05	-26.34	-26.64
04/02/2020 23:10:27	-26.93	-27.22	-27.53	-27.82	-28.13	-28.44	-28.70	-28.98	-29.23	-29.41
04/02/2020 23:20:27	-29.49	-29.48	-29.41	-29.24	-29.02	-28.83	-28.62	-28.40	-28.17	-27.96
04/02/2020 23:30:28	-27.72	-27.47	-27.25	-27.01	-26.77	-26.54	-26.33	-26.12	-26.02	-25.95
04/02/2020 23:40:27	-26.04	-26.21	-26.43	-26.76	-27.04	-27.34	-27.66	-27.91	-28.21	-28.50
04/02/2020 23:50:28	-28.78	-29.03	-29.28	-29.49	-29.59	-29.60	-29.47	-29.27	-29.02	-28.77
05/02/2020 00:00:27	-28.52	-28.25	-28.01	-27.78	-27.51	-27.28	-27.05	-26.83	-26.62	-26.39
05/02/2020 00:10:30	-26.14	-25.95	-25.76	-25.69	-25.66	-25.71	-25.92	-26.19	-26.48	-26.80
05/02/2020 00:20:27	-27.13	-27.41	-27.72	-28.01	-28.29	-28.57	-28.85	-29.13	-29.33	-29.46
05/02/2020 00:30:28	-29.51	-29.43	-29.28	-29.05	-28.79	-28.54	-28.28	-28.04	-27.76	-27.54
05/02/2020 00:40:30	-27.32	-27.08	-26.87	-26.65	-26.43	-26.23	-26.02	-25.79	-25.71	-25.66
05/02/2020 00:50:30	-25.73	-25.93	-26.17	-26.46	-26.78	-27.06	-27.37	-27.67	-27.97	-28.29
05/02/2020 01:00:31	-28.58	-28.84	-29.11	-29.36	-29.50	-29.56	-29.51	-29.43	-29.26	-29.04
05/02/2020 01:10:30	-28.82	-28.60	-28.38	-28.14	-27.89	-27.64	-27.43	-27.17	-26.97	-26.77
05/02/2020 01:20:30	-26.50	-26.30	-26.08	-25.98	-25.94	-26.01	-26.16	-26.43	-26.73	-27.01
05/02/2020 01:30:31	-27.30	-27.59	-27.88	-28.18	-28.48	-28.75	-29.02	-29.29	-29.51	-29.61
05/02/2020 01:40:30	-29.66	-29.58	-29.43	-29.22	-28.92	-28.68	-28.44	-28.19	-27.91	-27.68
05/02/2020 01:50:30	-27.43	-27.17	-26.96	-26.72	-26.50	-26.30	-26.05	-25.89	-25.78	-25.73
05/02/2020 02:00:31	-25.81	-26.03	-26.25	-26.57	-26.87	-27.16	-27.46	-27.78	-28.06	-28.38
05/02/2020 02:10:30	-28.64	-28.92	-29.17	-29.43	-29.58	-29.61	-29.58	-29.49	-29.32	-29.11

Date Time	+0m	+1m	+2m	+3m	+4m	+5m	+6m	+7m	+8m	+9m
05/02/2020 02:20:30	-28.91	-28.71	-28.50	-28.29	-28.06	-27.84	-27.61	-27.39	-27.14	-26.92
05/02/2020 02:30:30	-26.64	-26.39	-26.24	-26.12	-26.11	-26.17	-26.36	-26.62	-26.88	-27.17
05/02/2020 02:40:30	-27.47	-27.74	-28.03	-28.32	-28.59	-28.87	-29.13	-29.33	-29.57	-29.67
05/02/2020 02:50:30	-29.66	-29.58	-29.36	-29.09	-28.86	-28.62	-28.38	-28.08	-27.83	-27.59
05/02/2020 03:00:31	-27.37	-27.14	-26.88	-26.68	-26.43	-26.23	-25.99	-25.82	-25.71	-25.68
05/02/2020 03:10:30	-25.73	-25.92	-26.20	-26.51	-26.81	-27.11	-27.40	-27.71	-28.02	-28.32
05/02/2020 03:20:30	-28.59	-28.88	-29.15	-29.39	-29.53	-29.58	-29.49	-29.36	-29.15	-28.89
05/02/2020 03:30:31	-28.63	-28.38	-28.14	-27.90	-27.66	-27.43	-27.20	-26.96	-26.75	-26.52
05/02/2020 03:40:30	-26.32	-26.07	-25.87	-25.73	-25.64	-25.67	-25.78	-26.04	-26.32	-26.58
05/02/2020 03:50:31	-26.88	-27.21	-27.51	-27.81	-28.10	-28.39	-28.65	-28.95	-29.22	-29.42
05/02/2020 04:00:30	-29.50	-29.49	-29.48	-29.36	-29.21	-29.05	-28.84	-28.64	-28.43	-28.24
05/02/2020 04:10:30	-28.03	-27.80	-27.59	-27.37	-27.14	-26.93	-26.67	-26.46	-26.32	-26.25
05/02/2020 04:20:30	-26.26	-26.41	-26.64	-26.91	-27.17	-27.46	-27.73	-28.00	-28.28	-28.55
05/02/2020 04:30:30	-28.79	-29.08	-29.35	-29.52	-29.64	-29.65	-29.61	-29.46	-29.30	-29.08
05/02/2020 04:40:30	-28.86	-28.65	-28.46	-28.25	-28.04	-27.81	-27.59	-27.36	-27.14	-26.92
05/02/2020 04:50:31	-26.66	-26.46	-26.31	-26.26	-26.26	-26.41	-26.66	-26.92	-27.19	-27.47
05/02/2020 05:00:31	-27.75	-28.04	-28.31	-28.57	-28.84	-29.09	-29.35	-29.57	-29.64	-29.67
05/02/2020 05:10:31	-29.60	-29.48	-29.31	-29.11	-28.91	-28.71	-28.48	-28.27	-28.05	-27.84
05/02/2020 05:20:30	-27.61	-27.39	-27.16	-26.91	-26.68	-26.48	-26.31	-26.23	-26.24	-26.38
05/02/2020 05:30:30	-26.62	-26.88	-27.14	-27.39	-27.70	-27.97	-28.25	-28.54	-28.79	-29.07
05/02/2020 05:40:30	-29.31	-29.53	-29.67	-29.69	-29.64	-29.57	-29.43	-29.27	-29.07	-28.85
05/02/2020 05:50:30	-28.64	-28.42	-28.20	-27.99	-27.78	-27.56	-27.31	-27.05	-26.80	-26.58
05/02/2020 06:00:30	-26.38	-26.27	-26.27	-26.33	-26.52	-26.76	-27.04	-27.30	-27.57	-27.86
05/02/2020 06:10:30	-28.14	-28.43	-28.69	-28.95	-29.19	-29.45	-29.64	-29.71	-29.71	-29.64
05/02/2020 06:20:30	-29.52	-29.33	-29.14	-28.93	-28.72	-28.50	-28.30	-28.09	-27.86	-27.64
05/02/2020 06:30:31	-27.40	-27.21	-26.95	-26.75	-26.52	-26.38	-26.33	-26.36	-26.52	-26.77
05/02/2020 06:40:31	-27.02	-27.29	-27.55	-27.83	-28.11	-28.38	-28.65	-28.92	-29.19	-29.45
05/02/2020 06:50:30	-29.62	-29.74	-29.74	-29.67	-29.47	-29.26	-29.01	-28.78	-28.54	-28.30
05/02/2020 07:00:31	-28.04	-27.81	-27.55	-27.30	-27.08	-26.81	-26.60	-26.37	-26.14	-25.95
05/02/2020 07:10:31	-25.81	-25.80	-25.84	-26.04	-26.28	-26.56	-26.84	-27.15	-27.46	-27.78
05/02/2020 07:20:31	-28.04	-28.37	-28.65	-28.91	-29.19	-29.45	-29.56	-29.61	-29.57	-29.46
05/02/2020 07:30:30	-29.29	-29.12	-28.88	-28.68	-28.45	-28.25	-28.03	-27.84	-27.60	-27.35
05/02/2020 07:40:30	-27.15	-26.90	-26.64	-26.43	-26.24	-26.14	-26.14	-26.27	-26.50	-26.77
05/02/2020 07:50:31	-27.06	-27.31	-27.60	-27.88	-28.17	-28.44	-28.73	-28.98	-29.22	-29.49
05/02/2020 08:00:31	-29.65	-29.73	-29.68	-29.52	-29.30	-29.06	-28.79	-28.55	-28.28	-28.06
05/02/2020 08:10:31	-27.84	-27.59	-27.35	-27.12	-26.88	-26.66	-26.46	-26.22	-25.99	-25.83
05/02/2020 08:20:31	-25.73	-25.67	-25.75	-25.95	-26.23	-26.51	-26.83	-27.09	-27.40	-27.70
05/02/2020 08:30:31	-28.02	-28.28	-28.58	-28.84	-29.13	-29.36	-29.52	-29.54	-29.54	-29.45
05/02/2020 08:40:30	-29.35	-29.18	-28.99	-28.80	-28.59	-28.40	-28.16	-27.95	-27.76	-27.52
05/02/2020 08:50:30	-27.30	-27.10	-26.86	-26.64	-26.47	-26.34	-26.30	-26.35	-26.54	-26.78
05/02/2020 09:00:30	-27.06	-27.35	-27.61	-27.89	-28.16	-28.43	-28.71	-28.98	-29.22	-29.42
05/02/2020 09:10:30	-29.57	-29.59	-29.62	-29.51	-29.33	-29.13	-28.91	-28.70	-28.48	-28.26
05/02/2020 09:20:30	-28.04	-27.81	-27.55	-27.26	-27.04	-26.79	-26.55	-26.36	-26.16	-26.06
05/02/2020 09:30:30	-25.99	-26.07	-26.23	-26.50	-26.78	-27.06	-27.35	-27.64	-27.93	-28.20
05/02/2020 09:40:31	-28.49	-28.75	-28.99	-29.26	-29.50	-29.60	-29.63	-29.59	-29.45	-29.28
05/02/2020 09:50:31	-29.07	-28.87	-28.62	-28.40	-28.16	-27.93	-27.68	-27.42	-27.17	-26.97
05/02/2020 10:00:30	-26.72	-26.50	-26.26	-26.09	-25.98	-25.98	-26.08	-26.30	-26.56	-26.84
05/02/2020 10:10:30	-27.15	-27.44	-27.72	-28.02	-28.31	-28.59	-28.87	-29.14	-29.37	-29.56
05/02/2020 10:20:30	-29.64	-29.62	-29.53	-29.36	-29.14	-28.92	-28.67	-28.45	-28.23	-27.98
05/02/2020 10:30:30	-27.78	-27.53	-27.26	-27.01	-26.78	-26.55	-26.32	-26.09	-25.95	-25.86
05/02/2020 10:40:30	-25.88	-25.96	-26.19	-26.46	-26.77	-27.07	-27.35	-27.66	-27.93	-28.25
05/02/2020 10:50:31	-28.54	-28.82	-29.09	-29.36	-29.53	-29.61	-29.62	-29.53	-29.43	-29.23
05/02/2020 11:00:31	-29.04	-28.85	-28.63	-28.42	-28.19	-28.01	-27.79	-27.61	-27.36	-27.13
05/02/2020 11:10:30	-26.91	-26.65	-26.43	-26.25	-26.22	-26.25	-26.41	-26.64	-26.92	-27.21
05/02/2020 11:20:31	-27.45	-27.76	-28.02	-28.31	-28.56	-28.87	-29.12	-29.36	-29.59	-29.73
05/02/2020 11:30:31	-29.78	-29.71	-29.53	-29.30	-29.05	-28.78	-28.49	-28.25	-28.03	-27.76

Date Time	+0m	+1m	+2m	+3m	+4m	+5m	+6m	+7m	+8m	+9m
05/02/2020 11:40:31	-27.53	-27.29	-27.07	-26.82	-26.61	-26.37	-26.16	-25.96	-25.81	-25.76
05/02/2020 11:50:30	-25.74	-25.83	-26.10	-26.38	-26.66	-26.99	-27.28	-27.58	-27.87	-28.17
05/02/2020 12:00:31	-28.45	-28.74	-29.01	-29.29	-29.47	-29.61	-29.58	-29.52	-29.29	-29.08
05/02/2020 12:10:31	-28.80	-28.54	-28.32	-28.06	-27.83	-27.59	-27.36	-27.12	-26.92	-26.67
05/02/2020 12:20:31	-26.45	-26.22	-25.99	-25.84	-25.71	-25.68	-25.76	-25.96	-26.21	-26.52
05/02/2020 12:30:31	-26.81	-27.12	-27.41	-27.74	-28.03	-28.27	-28.55	-28.84	-29.13	-29.34
05/02/2020 12:40:30	-29.51	-29.58	-29.57	-29.47	-29.35	-29.16	-28.97	-28.76	-28.55	-28.37
05/02/2020 12:50:30	-28.13	-27.90	-27.67	-27.45	-27.19	-26.94	-26.66	-26.45	-26.28	-26.22
05/02/2020 13:00:30	-26.23	-26.36	-26.55	-26.86	-27.10	-27.41	-27.70	-27.97	-28.25	-28.50
05/02/2020 13:10:30	-28.78	-29.03	-29.30	-29.52	-29.71	-29.77	-29.77	-29.71	-29.56	-29.35
05/02/2020 13:20:30	-29.15	-28.91	-28.71	-28.48	-28.29	-28.03	-27.83	-27.59	-27.32	-27.06
05/02/2020 13:30:30	-26.79									

T 10 - Ambient Reference (10:0F:A0:D2:86)

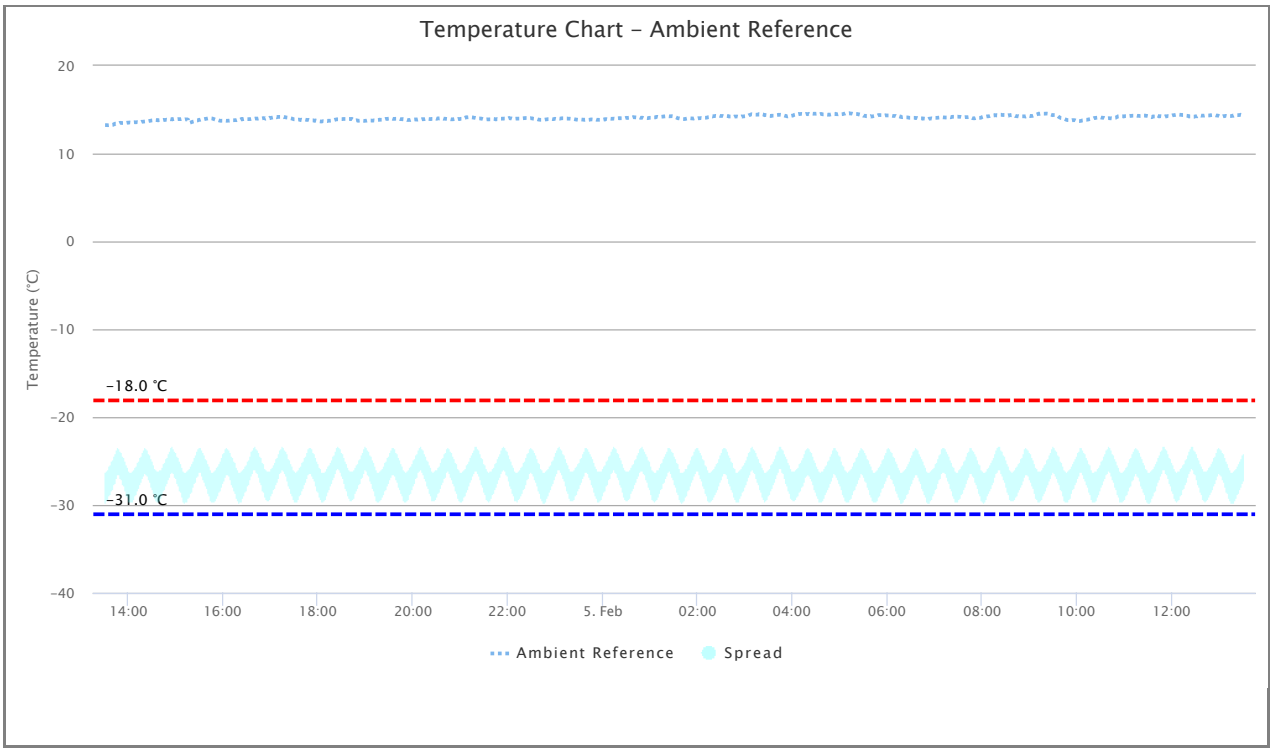

Logger Details

Min (°C)	Max (°C)	Avg (°C)	Spread (°C)	Std (°C)	MKT (°C)
13.23	14.60	14.07	1.37	0.25	14.07

Logger Data

Date Time	+0m	+1m	+2m	+3m	+4m	+5m	+6m	+7m	+8m	+9m
04/02/2020 13:30:56	13.24	13.24	13.24	13.23	13.23	13.24	13.25	13.25	13.23	13.26
04/02/2020 13:40:55	13.27	13.34	13.34	13.41	13.41	13.42	13.45	13.44	13.48	13.50
04/02/2020 13:50:56	13.50	13.48	13.48	13.48	13.48	13.52	13.50	13.50	13.52	13.51
04/02/2020 14:00:56	13.53	13.54	13.53	13.54	13.56	13.56	13.56	13.57	13.56	13.56
04/02/2020 14:10:56	13.57	13.58	13.57	13.56	13.58	13.58	13.62	13.62	13.63	13.64
04/02/2020 14:20:56	13.65	13.66	13.67	13.67	13.70	13.70	13.72	13.73	13.75	13.77
04/02/2020 14:30:56	13.78	13.77	13.82	13.81	13.82	13.81	13.82	13.78	13.80	13.81
04/02/2020 14:40:56	13.81	13.81	13.83	13.82	13.84	13.82	13.83	13.84	13.86	13.85
04/02/2020 14:50:56	13.86	13.90	13.92	13.90	13.92	13.89	13.93	13.92	13.94	13.93
04/02/2020 15:00:56	13.93	13.92	13.93	13.92	13.92	13.92	13.92	13.94	13.93	13.92
04/02/2020 15:10:56	13.88	13.90	13.89	13.89	13.89	13.84	13.52	13.51	13.54	13.56
04/02/2020 15:20:56	13.60	13.63	13.65	13.69	13.69	13.73	13.77	13.77	13.82	13.85
04/02/2020 15:30:56	13.84	13.87	13.87	13.87	13.89	13.92	13.94	13.94	13.97	13.98
04/02/2020 15:40:56	14.00	14.00	14.01	13.99	14.01	14.00	13.98	13.94	13.92	13.87
04/02/2020 15:50:56	13.84	13.83	13.79	13.80	13.77	13.75	13.73	13.73	13.75	13.75
04/02/2020 16:00:57	13.77	13.75	13.75	13.74	13.73	13.74	13.75	13.74	13.75	13.75
04/02/2020 16:11:01	13.75	13.79	13.79	13.80	13.80	13.81	13.80	13.83	13.86	13.84
04/02/2020 16:20:59	13.88	13.87	13.92	13.89	13.94	13.92	13.94	13.94	13.90	13.92
04/02/2020 16:30:59	13.92	13.92	13.92	13.93	13.93	13.95	13.96	13.95	13.95	13.97
04/02/2020 16:40:58	13.99	13.98	13.99	13.97	13.99	13.98	13.97	13.99	13.99	14.01
04/02/2020 16:50:56	14.04	14.03	14.01	13.97	14.00	14.00	14.01	14.02	14.07	14.04

Date Time	+0m	+1m	+2m	+3m	+4m	+5m	+6m	+7m	+8m	+9m
04/02/2020 17:00:56	14.07	14.09	14.10	14.12	14.10	14.13	14.15	14.13	14.17	14.17
04/02/2020 17:10:56	14.18	14.17	14.17	14.15	14.15	14.17	14.14	14.16	14.13	14.11
04/02/2020 17:20:56	14.10	14.09	14.07	14.04	14.02	14.01	13.99	13.96	13.93	13.90
04/02/2020 17:30:56	13.90	13.88	13.86	13.85	13.86	13.87	13.85	13.82	13.86	13.84
04/02/2020 17:40:56	13.86	13.87	13.88	13.87	13.85	13.83	13.83	13.84	13.81	13.81
04/02/2020 17:50:56	13.80	13.79	13.79	13.79	13.75	13.73	13.77	13.75	13.73	13.72
04/02/2020 18:00:56	13.69	13.67	13.66	13.65	13.65	13.68	13.69	13.68	13.71	13.70
04/02/2020 18:10:56	13.71	13.70	13.74	13.74	13.74	13.74	13.75	13.77	13.80	13.82
04/02/2020 18:20:56	13.85	13.85	13.88	13.90	13.90	13.90	13.88	13.90	13.92	13.92
04/02/2020 18:30:56	13.92	13.94	13.94	13.94	13.94	13.94	13.95	13.96	13.95	13.95
04/02/2020 18:40:56	13.92	13.94	13.95	13.89	13.86	13.85	13.83	13.77	13.79	13.77
04/02/2020 18:50:56	13.73	13.74	13.75	13.74	13.75	13.74	13.74	13.73	13.72	13.74
04/02/2020 19:00:55	13.74	13.75	13.77	13.77	13.77	13.77	13.77	13.75	13.75	13.75
04/02/2020 19:10:56	13.78	13.77	13.79	13.79	13.80	13.82	13.83	13.86	13.85	13.85
04/02/2020 19:20:56	13.85	13.88	13.88	13.94	13.92	13.95	13.95	13.94	13.97	13.98
04/02/2020 19:30:56	14.00	13.98	13.97	13.98	13.95	13.95	13.95	13.96	13.96	13.96
04/02/2020 19:40:56	13.94	13.94	13.95	13.92	13.92	13.92	13.90	13.93	13.92	13.90
04/02/2020 19:50:56	13.86	13.85	13.82	13.83	13.82	13.83	13.82	13.85	13.86	13.88
04/02/2020 20:00:56	13.89	13.88	13.89	13.87	13.89	13.86	13.88	13.90	13.88	13.89
04/02/2020 20:10:56	13.89	13.92	13.90	13.92	13.92	13.94	13.90	13.89	13.89	13.94
04/02/2020 20:20:56	13.93	13.93	13.92	13.95	13.95	13.94	13.95	13.97	13.99	13.96
04/02/2020 20:30:56	13.97	14.01	14.01	13.99	14.00	13.99	13.99	13.99	13.96	13.97
04/02/2020 20:40:56	13.97	13.95	13.95	13.94	13.93	13.92	13.92	13.90	13.90	13.90
04/02/2020 20:50:56	13.90	13.92	13.94	13.88	13.92	13.93	13.95	13.94	13.92	13.94
04/02/2020 21:00:56	13.96	13.96	13.95	13.94	14.00	14.04	14.12	14.14	14.13	14.13
04/02/2020 21:10:57	14.14	14.12	14.13	14.12	14.11	14.12	14.09	14.07	14.07	14.05
04/02/2020 21:20:56	14.03	14.01	14.01	14.00	14.00	13.98	13.98	13.95	13.92	13.94
04/02/2020 21:30:56	13.92	13.90	13.89	13.90	13.89	13.89	13.90	13.89	13.89	13.90
04/02/2020 21:40:56	13.95	13.95	13.94	13.92	13.89	13.90	13.94	13.93	13.94	13.97
04/02/2020 21:50:56	13.97	13.97	13.97	13.98	13.97	13.99	13.99	14.01	14.00	14.01
04/02/2020 22:00:56	14.01	14.05	14.01	14.00	14.00	13.97	13.97	13.97	14.00	13.97
04/02/2020 22:10:56	13.98	13.97	13.98	13.98	13.98	14.00	14.00	14.01	14.01	14.02
04/02/2020 22:20:55	14.04	14.03	14.05	14.05	14.05	14.07	14.04	14.02	14.03	14.01
04/02/2020 22:30:56	14.01	13.98	13.96	13.95	13.93	13.94	13.93	13.90	13.87	13.86
04/02/2020 22:40:56	13.85	13.84	13.84	13.84	13.86	13.86	13.86	13.88	13.89	13.90
04/02/2020 22:50:56	13.92	13.92	13.94	13.95	13.95	13.94	13.92	13.92	13.94	13.96
04/02/2020 23:00:56	13.94	13.96	13.97	13.98	13.98	13.97	13.99	14.01	14.02	14.02
04/02/2020 23:10:56	14.02	14.01	14.01	14.00	14.00	13.97	13.97	13.97	13.97	13.96
04/02/2020 23:20:56	13.97	13.95	13.94	13.92	13.90	13.89	13.86	13.86	13.85	13.85
04/02/2020 23:30:56	13.88	13.87	13.88	13.87	13.87	13.85	13.86	13.83	13.84	13.84
04/02/2020 23:40:56	13.83	13.83	13.84	13.86	13.88	13.89	13.88	13.87	13.89	13.88
04/02/2020 23:50:56	13.87	13.87	13.84	13.85	13.85	13.84	13.84	13.85	13.88	13.87
05/02/2020 00:00:56	13.87	13.89	13.87	13.92	13.92	13.90	13.92	13.94	13.94	13.97
05/02/2020 00:10:56	13.96	13.96	13.97	13.97	13.98	13.97	13.98	14.00	14.01	14.02
05/02/2020 00:20:57	14.04	14.01	14.03	14.02	14.02	14.01	14.03	14.01	14.04	14.07
05/02/2020 00:30:56	14.07	14.05	14.08	14.09	14.10	14.11	14.13	14.12	14.15	14.13
05/02/2020 00:40:55	14.13	14.12	14.11	14.12	14.12	14.08	14.11	14.07	14.07	14.09
05/02/2020 00:50:55	14.07	14.03	14.03	14.03	14.04	14.04	14.03	14.04	14.07	14.07
05/02/2020 01:00:55	14.07	14.07	14.07	14.12	14.12	14.12	14.12	14.17	14.18	14.18
05/02/2020 01:10:55	14.16	14.17	14.18	14.18	14.19	14.21	14.21	14.24	14.23	14.24
05/02/2020 01:20:55	14.25	14.24	14.25	14.24	14.24	14.25	14.25	14.26	14.25	14.21
05/02/2020 01:30:55	14.19	14.15	14.12	14.08	14.03	14.01	14.01	13.99	13.97	13.96
05/02/2020 01:40:55	13.94	13.92	13.92	13.94	13.94	13.97	13.99	14.01	14.03	14.03
05/02/2020 01:50:55	14.02	14.01	14.00	14.00	13.98	14.01	14.00	14.02	14.01	14.01
05/02/2020 02:00:55	14.03	14.01	14.03	14.03	14.05	14.04	14.04	14.05	14.08	14.08
05/02/2020 02:10:55	14.08	14.10	14.11	14.15	14.16	14.18	14.21	14.24	14.22	14.25

Date Time	+0m	+1m	+2m	+3m	+4m	+5m	+6m	+7m	+8m	+9m
05/02/2020 02:20:55	14.26	14.26	14.29	14.28	14.29	14.30	14.32	14.31	14.28	14.28
05/02/2020 02:30:56	14.28	14.28	14.25	14.25	14.25	14.26	14.27	14.26	14.27	14.22
05/02/2020 02:40:55	14.22	14.22	14.19	14.19	14.21	14.18	14.22	14.21	14.22	14.22
05/02/2020 02:50:55	14.21	14.19	14.19	14.19	14.19	14.23	14.21	14.23	14.23	14.26
05/02/2020 03:00:55	14.27	14.26	14.28	14.31	14.36	14.38	14.42	14.46	14.48	14.47
05/02/2020 03:10:55	14.44	14.43	14.42	14.42	14.43	14.43	14.43	14.49	14.48	14.45
05/02/2020 03:20:55	14.49	14.48	14.46	14.42	14.37	14.39	14.38	14.37	14.32	14.30
05/02/2020 03:30:55	14.31	14.30	14.27	14.31	14.31	14.31	14.31	14.33	14.36	14.38
05/02/2020 03:40:55	14.39	14.40	14.42	14.41	14.42	14.41	14.39	14.34	14.33	14.33
05/02/2020 03:50:55	14.30	14.29	14.25	14.23	14.25	14.31	14.32	14.29	14.31	14.31
05/02/2020 04:00:55	14.33	14.38	14.42	14.44	14.51	14.48	14.49	14.51	14.49	14.51
05/02/2020 04:10:55	14.51	14.52	14.51	14.49	14.49	14.48	14.51	14.51	14.48	14.48
05/02/2020 04:20:55	14.52	14.48	14.49	14.53	14.55	14.54	14.53	14.54	14.54	14.53
05/02/2020 04:30:55	14.54	14.56	14.51	14.48	14.48	14.51	14.51	14.48	14.46	14.46
05/02/2020 04:40:55	14.45	14.45	14.44	14.43	14.42	14.44	14.42	14.44	14.46	14.46
05/02/2020 04:50:55	14.48	14.48	14.48	14.48	14.52	14.48	14.48	14.47	14.49	14.45
05/02/2020 05:00:55	14.47	14.47	14.48	14.49	14.52	14.55	14.56	14.60	14.57	14.57
05/02/2020 05:10:55	14.59	14.60	14.56	14.56	14.55	14.54	14.51	14.52	14.52	14.49
05/02/2020 05:20:56	14.49	14.51	14.49	14.45	14.46	14.44	14.43	14.40	14.37	14.31
05/02/2020 05:30:56	14.31	14.29	14.30	14.25	14.25	14.24	14.25	14.23	14.26	14.22
05/02/2020 05:40:55	14.22	14.24	14.27	14.29	14.31	14.31	14.33	14.34	14.38	14.39
05/02/2020 05:50:56	14.38	14.38	14.38	14.40	14.38	14.39	14.34	14.36	14.34	14.34
05/02/2020 06:00:55	14.34	14.34	14.33	14.32	14.31	14.31	14.29	14.28	14.28	14.28
05/02/2020 06:10:55	14.28	14.24	14.25	14.29	14.24	14.21	14.22	14.16	14.14	14.15
05/02/2020 06:20:55	14.16	14.16	14.15	14.12	14.12	14.11	14.10	14.07	14.07	14.07
05/02/2020 06:30:55	14.08	14.08	14.07	14.07	14.07	14.04	14.05	14.05	14.02	14.00
05/02/2020 06:40:55	14.02	14.01	14.01	14.01	13.97	13.99	13.98	13.97	13.97	13.95
05/02/2020 06:50:55	13.95	13.92	13.97	13.98	13.98	14.01	13.99	14.02	14.03	14.05
05/02/2020 07:00:55	14.07	14.07	14.07	14.08	14.09	14.10	14.11	14.11	14.13	14.13
05/02/2020 07:10:55	14.12	14.12	14.11	14.10	14.11	14.11	14.12	14.13	14.15	14.13
05/02/2020 07:20:55	14.14	14.18	14.19	14.19	14.19	14.24	14.23	14.21	14.21	14.19
05/02/2020 07:30:55	14.19	14.18	14.18	14.16	14.16	14.16	14.17	14.14	14.15	14.14
05/02/2020 07:40:55	14.15	14.14	14.15	14.17	14.12	14.09	14.07	14.03	14.02	14.01
05/02/2020 07:50:55	14.02	14.05	14.05	14.07	14.07	14.07	14.07	14.07	14.09	14.15
05/02/2020 08:00:55	14.18	14.21	14.23	14.22	14.21	14.23	14.24	14.24	14.26	14.27
05/02/2020 08:10:55	14.30	14.30	14.33	14.32	14.33	14.38	14.36	14.34	14.38	14.37
05/02/2020 08:20:55	14.39	14.40	14.43	14.43	14.40	14.39	14.38	14.41	14.41	14.38
05/02/2020 08:30:55	14.36	14.34	14.36	14.33	14.36	14.39	14.36	14.37	14.34	14.30
05/02/2020 08:40:55	14.32	14.27	14.28	14.25	14.24	14.26	14.24	14.24	14.22	14.24
05/02/2020 08:50:55	14.24	14.24	14.24	14.24	14.21	14.24	14.24	14.24	14.27	14.28
05/02/2020 09:00:55	14.26	14.29	14.28	14.29	14.32	14.37	14.39	14.42	14.45	14.48
05/02/2020 09:10:55	14.52	14.55	14.52	14.54	14.53	14.54	14.53	14.54	14.54	14.54
05/02/2020 09:20:55	14.55	14.55	14.54	14.51	14.52	14.48	14.44	14.41	14.37	14.38
05/02/2020 09:30:55	14.39	14.39	14.38	14.32	14.30	14.26	14.18	14.13	14.08	14.04
05/02/2020 09:40:55	14.03	14.00	13.99	13.96	13.92	13.87	13.84	13.81	13.82	13.82
05/02/2020 09:50:55	13.80	13.77	13.79	13.81	13.79	13.81	13.80	13.78	13.74	13.75
05/02/2020 10:00:55	13.72	13.69	13.69	13.71	13.72	13.74	13.78	13.79	13.82	13.83
05/02/2020 10:10:55	13.84	13.84	13.86	13.87	13.89	13.92	13.94	13.97	13.99	14.01
05/02/2020 10:20:55	14.01	14.05	14.04	14.07	14.08	14.09	14.11	14.08	14.11	14.12
05/02/2020 10:30:55	14.09	14.09	14.07	14.07	14.03	14.04	14.05	14.03	14.02	14.03
05/02/2020 10:40:55	14.03	14.01	14.01	14.03	14.02	14.05	14.04	14.07	14.08	14.14
05/02/2020 10:50:55	14.17	14.24	14.25	14.26	14.26	14.27	14.25	14.25	14.22	14.24
05/02/2020 11:00:55	14.26	14.26	14.25	14.26	14.28	14.29	14.30	14.28	14.29	14.31
05/02/2020 11:10:55	14.31	14.31	14.31	14.29	14.33	14.31	14.29	14.30	14.29	14.27
05/02/2020 11:20:55	14.27	14.26	14.32	14.32	14.32	14.33	14.30	14.30	14.28	14.26
05/02/2020 11:30:55	14.24	14.21	14.16	14.14	14.15	14.22	14.23	14.22	14.22	14.36

Date Time	+0m	+1m	+2m	+3m	+4m	+5m	+6m	+7m	+8m	+9m
05/02/2020 11:40:55	14.33	14.32	14.28	14.23	14.24	14.26	14.25	14.23	14.22	14.22
05/02/2020 11:50:55	14.21	14.25	14.23	14.25	14.27	14.26	14.29	14.31	14.32	14.33
05/02/2020 12:00:55	14.36	14.36	14.38	14.39	14.41	14.42	14.43	14.42	14.43	14.42
05/02/2020 12:10:55	14.42	14.40	14.41	14.38	14.38	14.34	14.32	14.32	14.31	14.29
05/02/2020 12:20:55	14.28	14.22	14.23	14.23	14.18	14.19	14.18	14.18	14.22	14.24
05/02/2020 12:30:55	14.25	14.24	14.29	14.30	14.30	14.33	14.31	14.32	14.32	14.32
05/02/2020 12:40:55	14.32	14.34	14.34	14.34	14.34	14.34	14.34	14.34	14.37	14.37
05/02/2020 12:50:55	14.38	14.37	14.36	14.36	14.37	14.34	14.33	14.33	14.30	14.26
05/02/2020 13:00:55	14.25	14.26	14.26	14.23	14.26	14.25	14.27	14.29	14.28	14.26
05/02/2020 13:10:55	14.26	14.25	14.27	14.27	14.27	14.29	14.32	14.30	14.34	14.33
05/02/2020 13:20:55	14.36	14.37	14.37	14.38	14.38	14.39	14.42	14.40	14.41	14.41
05/02/2020 13:30:55	14.41									

7. Genuine

To verify if the digital copy of this document has been modified after it has been generated by SenseAnywhere visit https://www.saclient.com/genuine and upload this file. The portal will check the document against internal records and respond with 'Genuine' if the document has not been modified in any way. The uploaded copy will not be stored.

Appendix A - Certificates

Certificate of Calibration

Issued By	Withnell Sensors Ltd
Date of Issue	30 January 2020
Certificate Number	100F9D98A3.28012020

Approved Signatory

Name Joe Knights

Signatory

Withnell Sensors Ltd
The Old Silk Mill, Bury Lane, Withnell,
Chorley, Lancashire PR6 8RX

Tel: +44 (0)1254-831375
Fax: +44 (0)1254-919403
Email: service@withnellsensors.co.uk
Web: www.withnellsensors.co.uk

UKAS CALIBRATION
4595

Company Information	Withnell Sensors Ltd The Old Silk Mill Bury Lane Withnell, Chorley Lancashire PR6 8RX
Order No	INTERNCAL
Manufacturer	SenseAnywhere
Model	20-20-30
Serial Number	100F9D98A3
Description	SenseAnywhere Temperature Logger
Condition	Calibrated
Calibration Date	28 January 2020
Performed By	Joe Knights
Location	Withnell Sensors Ltd
Notes	No comments
Reference Standards	[1] SN: 40503, Cert No: 01323, Cal Due Date: 20-May-2020

This certificate is issued in accordance with the laboratory accreditation requirements of the United Kingdom Accreditation Service. It provides traceability of measurement to the SI system of units and/or to units of measurement realised at the National Physical Laboratory or other recognised national metrology institutes. This certificate may not be reproduced other than in full, except with the prior written approval of the issuing laboratory.

Certificate of Calibration	Page 2 of 3
Withnell Sensors Ltd, The Old Silk Mill, Bury Lane, Withnell, Chorley, Lancashire PR6 8RX Model: 20-20-30 Serial Number: 100F9D98A3	Certificate Number 100F9D98A3.28012020

Test Conditions	Ambient Temperature: 23°C ± 2 °C Relative Humidity: 40%RH ± 20%RH
Calibration Procedure	WSWI49 SenseAnywhere Calibration Rev06
Calibration Method	The UUT was calibrated by fully immersing in a fluid bath and compared with a temperature reference standard of known and traceable values of uncertainty. At each setpoint the logger was allowed to equilibrate for a period of 60mins or more. A collection of samples were recorded and the average sample reported.

This certificate is issued in accordance with the laboratory accreditation requirements of the United Kingdom Accreditation Service. It provides traceability of measurement to the SI system of units and/or to units of measurement realised at the National Physical Laboratory or other recognised national metrology institutes. This certificate may not be reproduced other than in full, except with the prior written approval of the issuing laboratory.

Certificate of Calibration

Withnell Sensors Ltd, The Old Silk Mill, Bury Lane, Withnell, Chorley, Lancashire PR6 8RX

Model: 20-20-30

Serial Number: 100F9D98A3

Certificate Number

100F9D98A3.28012020

CHANNEL 1

AS FOUND

	Set-Point °C	Spec ±°C	Standard °C	UUT °C	Difference °C	Measurement Uncertainty ±°C
[1]	-40	0.15	-40.041	-40.12	-0.08	0.034
[1]	25	0.10	25.034	25.00	-0.03	0.037
[1]	70	0.10	70.029	70.02	-0.01	0.042

AS LEFT

	Set-Point °C	Spec ±°C	Standard °C	UUT °C	Difference °C	Measurement Uncertainty ±°C
[1]	-40	0.15	-40.030	-40.04	-0.01	0.036
[1]	25	0.10	25.032	25.02	-0.01	0.049
[1]	70	0.10	70.024	70.02	0.00	0.036

End of Results

The results relate only to the items tested, calibrated or sampled. Unless specified, tolerances will be taken from the manufacturer's specification. If a pass/fail statement has been reported on this certificate it has been done on the basis of whether the limit was breached by the measured result, extended by the measurement uncertainty interval at a confidence level of 95% (k=2). The statement of conformity is applicable only to the measurements where a pass/fail statement has been reported.

This certificate is issued in accordance with the laboratory accreditation requirements of the United Kingdom Accreditation Service. It provides traceability of measurement to the SI system of units and/or to units of measurement realised at the National Physical Laboratory or other recognised national metrology institutes. This certificate may not be reproduced other than in full, except with the prior written approval of the issuing laboratory.

Certificate of Calibration

Issued By	Withnell Sensors Ltd
Date of Issue	31 January 2020
Certificate Number	100F9F07D1.28012020.Rev01

Approved Signatory

Name Joe Knights

Signatory

Withnell Sensors Ltd
The Old Silk Mill, Bury Lane, Withnell,
Chorley, Lancashire PR6 8RX

Tel: +44 (0)1254-831375
Fax: +44 (0)1254-919403
Email: service@withnellsensors.co.uk
Web: www.withnellsensors.co.uk

UKAS CALIBRATION
4595

Company Information	Withnell Sensors Ltd The Old Silk Mill Bury Lane Withnell, Chorley Lancashire PR6 8RX
Order No	INTERNCAL
Manufacturer	SenseAnywhere
Model	20-20-30
Serial Number	100F9F07D1
Description	SenseAnywhere Temperature Logger
Condition	Calibrated
Calibration Date	28 January 2020
Performed By	Joe Knights
Location	Withnell Sensors Ltd
Notes	No comments
Reference Standards	[1] SN: 40503, Cert No: 01323, Cal Due Date: 20-May-2020

This certificate is issued in accordance with the laboratory accreditation requirements of the United Kingdom Accreditation Service. It provides traceability of measurement to the SI system of units and/or to units of measurement realised at the National Physical Laboratory or other recognised national metrology institutes. This certificate may not be reproduced other than in full, except with the prior written approval of the issuing laboratory.

Certificate of Calibration	Page 2 of 3
Withnell Sensors Ltd, The Old Silk Mill, Bury Lane, Withnell, Chorley, Lancashire PR6 8RX Model: 20-20-30 Serial Number: 100F9F07D1	Certificate Number 100F9F07D1.28012020.Rev01

Test Conditions	Ambient Temperature: 23°C ± 2 °C Relative Humidity: 40%RH ± 20%RH
Calibration Procedure	WSWI49 SenseAnywhere Calibration Rev06
Calibration Method	The UUT was calibrated by fully immersing in a fluid bath and compared with a temperature reference standard of known and traceable values of uncertainty. At each setpoint the logger was allowed to equilibrate for a period of 60mins or more. A collection of samples were recorded and the average sample reported.

This certificate is issued in accordance with the laboratory accreditation requirements of the United Kingdom Accreditation Service. It provides traceability of measurement to the SI system of units and/or to units of measurement realised at the National Physical Laboratory or other recognised national metrology institutes. This certificate may not be reproduced other than in full, except with the prior written approval of the issuing laboratory.

Certificate of Calibration

Withnell Sensors Ltd, The Old Silk Mill, Bury Lane, Withnell, Chorley, Lancashire PR6 8RX

Model: 20-20-30

Serial Number: 100F9F07D1

Certificate Number

100F9F07D1.28012020.Rev01

CHANNEL 1

AS FOUND

	Set-Point °C	Spec ±°C	Standard °C	UUT °C	Difference °C	Measurement Uncertainty ±°C
[1]	-40	0.15	-40.041	-40.16	-0.12	0.034
[1]	25	0.10	25.034	24.97	-0.06	0.037
[1]	70	0.10	70.029	70.01	-0.02	0.042

AS LEFT

	Set-Point °C	Spec ±°C	Standard °C	UUT °C	Difference °C	Measurement Uncertainty ±°C
[1]	-40	0.15	-40.030	-40.03	0.00	0.036
[1]	25	0.10	25.032	25.03	0.00	0.049
[1]	70	0.10	70.024	70.01	-0.01	0.036

End of Results

The results relate only to the items tested, calibrated or sampled. Unless specified, tolerances will be taken from the manufacturer's specification. If a pass/fail statement has been reported on this certificate it has been done on the basis of whether the limit was breached by the measured result, extended by the measurement uncertainty interval at a confidence level of 95% (k=2). The statement of conformity is applicable only to the measurements where a pass/fail statement has been reported.

This certificate is issued in accordance with the laboratory accreditation requirements of the United Kingdom Accreditation Service. It provides traceability of measurement to the SI system of units and/or to units of measurement realised at the National Physical Laboratory or other recognised national metrology institutes. This certificate may not be reproduced other than in full, except with the prior written approval of the issuing laboratory.

Certificate of Calibration

Issued By	Withnell Sensors Ltd
Date of Issue	31 January 2020
Certificate Number	100F9F1C52.28012020.Rev01

Approved Signatory

Name Joe Knights

Signatory

Withnell Sensors Ltd
The Old Silk Mill, Bury Lane, Withnell,
Chorley, Lancashire PR6 8RX

Tel: +44 (0)1254-831375
Fax: +44 (0)1254-919403
Email: service@withnellsensors.co.uk
Web: www.withnellsensors.co.uk

UKAS CALIBRATION
4595

Company Information	Withnell Sensors Ltd The Old Silk Mill Bury Lane Withnell, Chorley Lancashire PR6 8RX
Order No	INTERNCAL
Manufacturer	SenseAnywhere
Model	20-20-30
Serial Number	100F9F1C52
Description	SenseAnywhere Temperature Logger
Condition	Calibrated
Calibration Date	28 January 2020
Performed By	Joe Knights
Location	Withnell Sensors Ltd
Notes	No comments
Reference Standards	[1] SN: 40503, Cert No: 01323, Cal Due Date: 20-May-2020

This certificate is issued in accordance with the laboratory accreditation requirements of the United Kingdom Accreditation Service. It provides traceability of measurement to the SI system of units and/or to units of measurement realised at the National Physical Laboratory or other recognised national metrology institutes. This certificate may not be reproduced other than in full, except with the prior written approval of the issuing laboratory.

Certificate of Calibration	Page 2 of 3
Withnell Sensors Ltd, The Old Silk Mill, Bury Lane, Withnell, Chorley, Lancashire PR6 8RX Model: 20-20-30 Serial Number: 100F9F1C52	Certificate Number 100F9F1C52.28012020.Rev01

Test Conditions	Ambient Temperature: 23°C ± 2 °C Relative Humidity: 40%RH ± 20%RH
Calibration Procedure	WSWI49 SenseAnywhere Calibration Rev06
Calibration Method	The UUT was calibrated by fully immersing in a fluid bath and compared with a temperature reference standard of known and traceable values of uncertainty. At each setpoint the logger was allowed to equilibrate for a period of 60mins or more. A collection of samples were recorded and the average sample reported.

This certificate is issued in accordance with the laboratory accreditation requirements of the United Kingdom Accreditation Service. It provides traceability of measurement to the SI system of units and/or to units of measurement realised at the National Physical Laboratory or other recognised national metrology institutes. This certificate may not be reproduced other than in full, except with the prior written approval of the issuing laboratory.

Certificate of Calibration

Withnell Sensors Ltd, The Old Silk Mill, Bury Lane, Withnell, Chorley, Lancashire PR6 8RX

Model: 20-20-30

Serial Number: 100F9F1C52

Certificate Number

100F9F1C52.28012020.Rev01

CHANNEL 1

AS FOUND

	Set-Point °C	Spec ±°C	Standard °C	UUT °C	Difference °C	Measurement Uncertainty ±°C
[1]	-40	0.15	-40.041	-40.07	-0.03	0.034
[1]	25	0.10	25.034	25.02	-0.01	0.037
[1]	70	0.10	70.029	70.01	-0.02	0.042

AS LEFT

	Set-Point °C	Spec ±°C	Standard °C	UUT °C	Difference °C	Measurement Uncertainty ±°C
[1]	-40	0.15	-40.030	-40.04	-0.01	0.036
[1]	25	0.10	25.032	25.02	-0.01	0.049
[1]	70	0.10	70.024	70.03	0.01	0.036

End of Results

The results relate only to the items tested, calibrated or sampled. Unless specified, tolerances will be taken from the manufacturer's specification. If a pass/fail statement has been reported on this certificate it has been done on the basis of whether the limit was breached by the measured result, extended by the measurement uncertainty interval at a confidence level of 95% (k=2). The statement of conformity is applicable only to the measurements where a pass/fail statement has been reported.

This certificate is issued in accordance with the laboratory accreditation requirements of the United Kingdom Accreditation Service. It provides traceability of measurement to the SI system of units and/or to units of measurement realised at the National Physical Laboratory or other recognised national metrology institutes. This certificate may not be reproduced other than in full, except with the prior written approval of the issuing laboratory.

Certificate of Calibration

Issued By	Withnell Sensors Ltd
Date of Issue	30 January 2020
Certificate Number	100F9DF681.28012020

Approved Signatory

Name Joe Knights

Signatory

Withnell Sensors Ltd
The Old Silk Mill, Bury Lane, Withnell,
Chorley, Lancashire PR6 8RX

Tel: +44 (0)1254-831375
Fax: +44 (0)1254-919403
Email: service@withnellsensors.co.uk
Web: www.withnellsensors.co.uk

UKAS CALIBRATION
4595

Company Information	Withnell Sensors Ltd The Old Silk Mill Bury Lane Withnell, Chorley Lancashire PR6 8RX
Order No	INTERNCAL
Manufacturer	SenseAnywhere
Model	20-20-30
Serial Number	100F9DF681
Description	SenseAnywhere Temperature Logger
Condition	Calibrated
Calibration Date	28 January 2020
Performed By	Joe Knights
Location	Withnell Sensors Ltd
Notes	No comments
Reference Standards	[1] SN: 40503, Cert No: 01323, Cal Due Date: 20-May-2020

This certificate is issued in accordance with the laboratory accreditation requirements of the United Kingdom Accreditation Service. It provides traceability of measurement to the SI system of units and/or to units of measurement realised at the National Physical Laboratory or other recognised national metrology institutes. This certificate may not be reproduced other than in full, except with the prior written approval of the issuing laboratory.

Certificate of Calibration	Page 2 of 3
Withnell Sensors Ltd, The Old Silk Mill, Bury Lane, Withnell, Chorley, Lancashire PR6 8RX Model: 20-20-30 Serial Number: 100F9DF681	Certificate Number 100F9DF681.28012020

Test Conditions	Ambient Temperature: 23°C ± 2 °C Relative Humidity: 40%RH ± 20%RH
Calibration Procedure	WSWI49 SenseAnywhere Calibration Rev06
Calibration Method	The UUT was calibrated by fully immersing in a fluid bath and compared with a temperature reference standard of known and traceable values of uncertainty. At each setpoint the logger was allowed to equilibrate for a period of 60mins or more. A collection of samples were recorded and the average sample reported.

This certificate is issued in accordance with the laboratory accreditation requirements of the United Kingdom Accreditation Service. It provides traceability of measurement to the SI system of units and/or to units of measurement realised at the National Physical Laboratory or other recognised national metrology institutes. This certificate may not be reproduced other than in full, except with the prior written approval of the issuing laboratory.

Certificate of Calibration

Withnell Sensors Ltd, The Old Silk Mill, Bury Lane, Withnell, Chorley, Lancashire PR6 8RX

Model: 20-20-30

Serial Number: 100F9DF681

Certificate Number

100F9DF681.28012020

CHANNEL 1

AS FOUND

	Set-Point °C	Spec ±°C	Standard °C	UUT °C	Difference °C	Measurement Uncertainty ±°C
[1]	-40	0.15	-40.041	-40.11	-0.07	0.034
[1]	25	0.10	25.034	24.99	-0.04	0.037
[1]	70	0.10	70.029	70.02	-0.01	0.042

AS LEFT

	Set-Point °C	Spec ±°C	Standard °C	UUT °C	Difference °C	Measurement Uncertainty ±°C
[1]	-40	0.15	-40.030	-40.04	-0.01	0.036
[1]	25	0.10	25.032	25.03	0.00	0.049
[1]	70	0.10	70.024	70.02	0.00	0.036

End of Results

The results relate only to the items tested, calibrated or sampled. Unless specified, tolerances will be taken from the manufacturer's specification. If a pass/fail statement has been reported on this certificate it has been done on the basis of whether the limit was breached by the measured result, extended by the measurement uncertainty interval at a confidence level of 95% (k=2). The statement of conformity is applicable only to the measurements where a pass/fail statement has been reported.

This certificate is issued in accordance with the laboratory accreditation requirements of the United Kingdom Accreditation Service. It provides traceability of measurement to the SI system of units and/or to units of measurement realised at the National Physical Laboratory or other recognised national metrology institutes. This certificate may not be reproduced other than in full, except with the prior written approval of the issuing laboratory.

Certificate of Calibration

Issued By	Withnell Sensors Ltd
Date of Issue	30 January 2020
Certificate Number	100F9E293F.28012020

Approved Signatory

Name Joe Knights

Signatory

Withnell Sensors Ltd
The Old Silk Mill, Bury Lane, Withnell,
Chorley, Lancashire PR6 8RX

Tel: +44 (0)1254-831375
Fax: +44 (0)1254-919403
Email: service@withnellsensors.co.uk
Web: www.withnellsensors.co.uk

UKAS CALIBRATION
4595

Company Information	Withnell Sensors Ltd The Old Silk Mill Bury Lane Withnell, Chorley Lancashire PR6 8RX
Order No	INTERNCAL
Manufacturer	SenseAnywhere
Model	20-20-30
Serial Number	100F9E293F
Description	SenseAnywhere Temperature Logger
Condition	Calibrated
Calibration Date	28 January 2020
Performed By	Joe Knights
Location	Withnell Sensors Ltd
Notes	No comments
Reference Standards	[1] SN: 40503, Cert No: 01323, Cal Due Date: 20-May-2020

This certificate is issued in accordance with the laboratory accreditation requirements of the United Kingdom Accreditation Service. It provides traceability of measurement to the SI system of units and/or to units of measurement realised at the National Physical Laboratory or other recognised national metrology institutes. This certificate may not be reproduced other than in full, except with the prior written approval of the issuing laboratory.

Certificate of Calibration	Page 2 of 3
Withnell Sensors Ltd, The Old Silk Mill, Bury Lane, Withnell, Chorley, Lancashire PR6 8RX Model: 20-20-30 Serial Number: 100F9E293F	Certificate Number 100F9E293F.28012020

Test Conditions	Ambient Temperature: 23°C ± 2 °C Relative Humidity: 40%RH ± 20%RH
Calibration Procedure	WSWI49 SenseAnywhere Calibration Rev06
Calibration Method	The UUT was calibrated by fully immersing in a fluid bath and compared with a temperature reference standard of known and traceable values of uncertainty. At each setpoint the logger was allowed to equilibrate for a period of 60mins or more. A collection of samples were recorded and the average sample reported.

This certificate is issued in accordance with the laboratory accreditation requirements of the United Kingdom Accreditation Service. It provides traceability of measurement to the SI system of units and/or to units of measurement realised at the National Physical Laboratory or other recognised national metrology institutes. This certificate may not be reproduced other than in full, except with the prior written approval of the issuing laboratory.

Certificate of Calibration

Withnell Sensors Ltd, The Old Silk Mill, Bury Lane, Withnell, Chorley, Lancashire PR6 8RX

Model: 20-20-30

Serial Number: 100F9E293F

Certificate Number

100F9E293F.28012020

CHANNEL 1

AS FOUND

	Set-Point °C	Spec ±°C	Standard °C	UUT °C	Difference °C	Measurement Uncertainty ±°C
[1]	-40	0.15	-40.041	-40.12	-0.08	0.034
[1]	25	0.10	25.034	24.99	-0.04	0.037
[1]	70	0.10	70.029	70.01	-0.02	0.042

AS LEFT

	Set-Point °C	Spec ±°C	Standard °C	UUT °C	Difference °C	Measurement Uncertainty ±°C
[1]	-40	0.15	-40.030	-40.03	0.00	0.036
[1]	25	0.10	25.032	25.03	0.00	0.049
[1]	70	0.10	70.024	70.02	0.00	0.036

End of Results

The results relate only to the items tested, calibrated or sampled. Unless specified, tolerances will be taken from the manufacturer's specification. If a pass/fail statement has been reported on this certificate it has been done on the basis of whether the limit was breached by the measured result, extended by the measurement uncertainty interval at a confidence level of 95% (k=2). The statement of conformity is applicable only to the measurements where a pass/fail statement has been reported.

This certificate is issued in accordance with the laboratory accreditation requirements of the United Kingdom Accreditation Service. It provides traceability of measurement to the SI system of units and/or to units of measurement realised at the National Physical Laboratory or other recognised national metrology institutes. This certificate may not be reproduced other than in full, except with the prior written approval of the issuing laboratory.

Certificate of Calibration

Issued By	Withnell Sensors Ltd
Date of Issue	31 January 2020
Certificate Number	100F9E68B9.28012020.Rev01

Approved Signatory

Name Joe Knights

Signatory

Withnell Sensors Ltd
The Old Silk Mill, Bury Lane, Withnell,
Chorley, Lancashire PR6 8RX

Tel: +44 (0)1254-831375
Fax: +44 (0)1254-919403
Email: service@withnellsensors.co.uk
Web: www.withnellsensors.co.uk

UKAS CALIBRATION
4595

Company Information	Withnell Sensors Ltd The Old Silk Mill Bury Lane Withnell, Chorley Lancashire PR6 8RX
Order No	INTERNCAL
Manufacturer	SenseAnywhere
Model	20-20-30
Serial Number	100F9E68B9
Description	SenseAnywhere Temperature Logger
Condition	Calibrated
Calibration Date	28 January 2020
Performed By	Joe Knights
Location	Withnell Sensors Ltd
Notes	No comments
Reference Standards	[1] SN: 40503, Cert No: 01323, Cal Due Date: 20-May-2020

This certificate is issued in accordance with the laboratory accreditation requirements of the United Kingdom Accreditation Service. It provides traceability of measurement to the SI system of units and/or to units of measurement realised at the National Physical Laboratory or other recognised national metrology institutes. This certificate may not be reproduced other than in full, except with the prior written approval of the issuing laboratory.

Certificate of Calibration	Page 2 of 3
Withnell Sensors Ltd, The Old Silk Mill, Bury Lane, Withnell, Chorley, Lancashire PR6 8RX Model: 20-20-30 Serial Number: 100F9E68B9	Certificate Number 100F9E68B9.28012020.Rev01

Test Conditions	Ambient Temperature: 23°C ± 2 °C Relative Humidity: 40%RH ± 20%RH
Calibration Procedure	WSWI49 SenseAnywhere Calibration Rev06
Calibration Method	The UUT was calibrated by fully immersing in a fluid bath and compared with a temperature reference standard of known and traceable values of uncertainty. At each setpoint the logger was allowed to equilibrate for a period of 60mins or more. A collection of samples were recorded and the average sample reported.

This certificate is issued in accordance with the laboratory accreditation requirements of the United Kingdom Accreditation Service. It provides traceability of measurement to the SI system of units and/or to units of measurement realised at the National Physical Laboratory or other recognised national metrology institutes. This certificate may not be reproduced other than in full, except with the prior written approval of the issuing laboratory.

Certificate of Calibration

Withnell Sensors Ltd, The Old Silk Mill, Bury Lane, Withnell, Chorley, Lancashire PR6 8RX

Model: 20-20-30

Serial Number: 100F9E68B9

Certificate Number

100F9E68B9.28012020.Rev01

CHANNEL 1

AS FOUND

	Set-Point °C	Spec ±°C	Standard °C	UUT °C	Difference °C	Measurement Uncertainty ±°C
[1]	-40	0.15	-40.041	-40.07	-0.03	0.034
[1]	25	0.10	25.034	25.02	-0.01	0.037
[1]	70	0.10	70.029	70.01	-0.02	0.042

AS LEFT

	Set-Point °C	Spec ±°C	Standard °C	UUT °C	Difference °C	Measurement Uncertainty ±°C
[1]	-40	0.15	-40.030	-40.05	-0.02	0.036
[1]	25	0.10	25.032	25.01	-0.02	0.049
[1]	70	0.10	70.024	70.02	0.00	0.036

End of Results

The results relate only to the items tested, calibrated or sampled. Unless specified, tolerances will be taken from the manufacturer's specification. If a pass/fail statement has been reported on this certificate it has been done on the basis of whether the limit was breached by the measured result, extended by the measurement uncertainty interval at a confidence level of 95% (k=2). The statement of conformity is applicable only to the measurements where a pass/fail statement has been reported.

This certificate is issued in accordance with the laboratory accreditation requirements of the United Kingdom Accreditation Service. It provides traceability of measurement to the SI system of units and/or to units of measurement realised at the National Physical Laboratory or other recognised national metrology institutes. This certificate may not be reproduced other than in full, except with the prior written approval of the issuing laboratory.

Certificate of Calibration

Issued By	Withnell Sensors Ltd
Date of Issue	31 January 2020
Certificate Number	100F9F16E6.28012020.Rev01

Approved Signatory

Name Joe Knights

Signatory

Withnell Sensors Ltd
The Old Silk Mill, Bury Lane, Withnell,
Chorley, Lancashire PR6 8RX

Tel: +44 (0)1254-831375
Fax: +44 (0)1254-919403
Email: service@withnellsensors.co.uk
Web: www.withnellsensors.co.uk

UKAS CALIBRATION
4595

Company Information	Withnell Sensors Ltd The Old Silk Mill Bury Lane Withnell, Chorley Lancashire PR6 8RX
Order No	INTERNCAL
Manufacturer	SenseAnywhere
Model	20-20-30
Serial Number	100F9F16E6
Description	SenseAnywhere Temperature Logger
Condition	Calibrated
Calibration Date	28 January 2020
Performed By	Joe Knights
Location	Withnell Sensors Ltd
Notes	No comments
Reference Standards	[1] SN: 40503, Cert No: 01323, Cal Due Date: 20-May-2020

This certificate is issued in accordance with the laboratory accreditation requirements of the United Kingdom Accreditation Service. It provides traceability of measurement to the SI system of units and/or to units of measurement realised at the National Physical Laboratory or other recognised national metrology institutes. This certificate may not be reproduced other than in full, except with the prior written approval of the issuing laboratory.

Certificate of Calibration	Page 2 of 3
Withnell Sensors Ltd, The Old Silk Mill, Bury Lane, Withnell, Chorley, Lancashire PR6 8RX Model: 20-20-30 Serial Number: 100F9F16E6	Certificate Number 100F9F16E6.28012020.Rev01

Test Conditions	Ambient Temperature: 23°C ± 2 °C Relative Humidity: 40%RH ± 20%RH
Calibration Procedure	WSWI49 SenseAnywhere Calibration Rev06
Calibration Method	The UUT was calibrated by fully immersing in a fluid bath and compared with a temperature reference standard of known and traceable values of uncertainty. At each setpoint the logger was allowed to equilibrate for a period of 60mins or more. A collection of samples were recorded and the average sample reported.

This certificate is issued in accordance with the laboratory accreditation requirements of the United Kingdom Accreditation Service. It provides traceability of measurement to the SI system of units and/or to units of measurement realised at the National Physical Laboratory or other recognised national metrology institutes. This certificate may not be reproduced other than in full, except with the prior written approval of the issuing laboratory.

Certificate of Calibration

Withnell Sensors Ltd, The Old Silk Mill, Bury Lane, Withnell, Chorley, Lancashire PR6 8RX

Model: 20-20-30

Serial Number: 100F9F16E6

Certificate Number

100F9F16E6.28012020.Rev01

CHANNEL 1

AS FOUND

	Set-Point °C	Spec ±°C	Standard °C	UUT °C	Difference °C	Measurement Uncertainty ±°C
[1]	-40	0.15	-40.041	-40.08	-0.04	0.034
[1]	25	0.10	25.034	25.01	-0.02	0.037
[1]	70	0.10	70.029	70.00	-0.03	0.042

AS LEFT

	Set-Point °C	Spec ±°C	Standard °C	UUT °C	Difference °C	Measurement Uncertainty ±°C
[1]	-40	0.15	-40.030	-40.04	-0.01	0.036
[1]	25	0.10	25.032	25.02	-0.01	0.049
[1]	70	0.10	70.024	70.03	0.01	0.036

End of Results

The results relate only to the items tested, calibrated or sampled. Unless specified, tolerances will be taken from the manufacturer's specification. If a pass/fail statement has been reported on this certificate it has been done on the basis of whether the limit was breached by the measured result, extended by the measurement uncertainty interval at a confidence level of 95% (k=2). The statement of conformity is applicable only to the measurements where a pass/fail statement has been reported.

This certificate is issued in accordance with the laboratory accreditation requirements of the United Kingdom Accreditation Service. It provides traceability of measurement to the SI system of units and/or to units of measurement realised at the National Physical Laboratory or other recognised national metrology institutes. This certificate may not be reproduced other than in full, except with the prior written approval of the issuing laboratory.

Certificate of Calibration

Issued By	Withnell Sensors Ltd
Date of Issue	30 January 2020
Certificate Number	100F9EAA00.28012020

Approved Signatory

Name Joe Knights

Signatory

Withnell Sensors Ltd
The Old Silk Mill, Bury Lane, Withnell,
Chorley, Lancashire PR6 8RX

Tel: +44 (0)1254-831375
Fax: +44 (0)1254-919403
Email: service@withnellsensors.co.uk
Web: www.withnellsensors.co.uk

UKAS CALIBRATION
4595

Company Information	Withnell Sensors Ltd The Old Silk Mill Bury Lane Withnell, Chorley Lancashire PR6 8RX
Order No	INTERNCAL
Manufacturer	SenseAnywhere
Model	20-20-30
Serial Number	100F9EAA00
Description	SenseAnywhere Temperature Logger
Condition	Calibrated
Calibration Date	28 January 2020
Performed By	Joe Knights
Location	Withnell Sensors Ltd
Notes	No comments
Reference Standards	[1] SN: 40503, Cert No: 01323, Cal Due Date: 20-May-2020

This certificate is issued in accordance with the laboratory accreditation requirements of the United Kingdom Accreditation Service. It provides traceability of measurement to the SI system of units and/or to units of measurement realised at the National Physical Laboratory or other recognised national metrology institutes. This certificate may not be reproduced other than in full, except with the prior written approval of the issuing laboratory.

Certificate of Calibration	Page 2 of 3
Withnell Sensors Ltd, The Old Silk Mill, Bury Lane, Withnell, Chorley, Lancashire PR6 8RX Model: 20-20-30 Serial Number: 100F9EAA00	Certificate Number 100F9EAA00.28012020

Test Conditions	Ambient Temperature: 23°C ± 2 °C Relative Humidity: 40%RH ± 20%RH
Calibration Procedure	WSWI49 SenseAnywhere Calibration Rev06
Calibration Method	The UUT was calibrated by fully immersing in a fluid bath and compared with a temperature reference standard of known and traceable values of uncertainty. At each setpoint the logger was allowed to equilibrate for a period of 60mins or more. A collection of samples were recorded and the average sample reported.

This certificate is issued in accordance with the laboratory accreditation requirements of the United Kingdom Accreditation Service. It provides traceability of measurement to the SI system of units and/or to units of measurement realised at the National Physical Laboratory or other recognised national metrology institutes. This certificate may not be reproduced other than in full, except with the prior written approval of the issuing laboratory.

Certificate of Calibration

Withnell Sensors Ltd, The Old Silk Mill, Bury Lane, Withnell, Chorley, Lancashire PR6 8RX

Model: 20-20-30

Serial Number: 100F9EAA00

Certificate Number

100F9EAA00.28012020

CHANNEL 1

AS FOUND

	Set-Point °C	Spec ±°C	Standard °C	UUT °C	Difference °C	Measurement Uncertainty ±°C
[1]	-40	0.15	-40.041	-40.17	-0.13	0.034
[1]	25	0.10	25.034	24.98	-0.05	0.037
[1]	70	0.10	70.029	70.02	-0.01	0.042

AS LEFT

	Set-Point °C	Spec ±°C	Standard °C	UUT °C	Difference °C	Measurement Uncertainty ±°C
[1]	-40	0.15	-40.030	-40.03	0.00	0.036
[1]	25	0.10	25.032	25.02	-0.01	0.049
[1]	70	0.10	70.024	70.03	0.00	0.036

End of Results

The results relate only to the items tested, calibrated or sampled. Unless specified, tolerances will be taken from the manufacturer's specification. If a pass/fail statement has been reported on this certificate it has been done on the basis of whether the limit was breached by the measured result, extended by the measurement uncertainty interval at a confidence level of 95% (k=2). The statement of conformity is applicable only to the measurements where a pass/fail statement has been reported.

This certificate is issued in accordance with the laboratory accreditation requirements of the United Kingdom Accreditation Service. It provides traceability of measurement to the SI system of units and/or to units of measurement realised at the National Physical Laboratory or other recognised national metrology institutes. This certificate may not be reproduced other than in full, except with the prior written approval of the issuing laboratory.

Certificate of Calibration

Issued By	Withnell Sensors Ltd
Date of Issue	31 January 2020
Certificate Number	100F9FDEEB.28012020.Rev01

Approved Signatory

Name Joe Knights

Signatory

Withnell Sensors Ltd
The Old Silk Mill, Bury Lane, Withnell,
Chorley, Lancashire PR6 8RX

Tel: +44 (0)1254-831375
Fax: +44 (0)1254-919403
Email: service@withnellsensors.co.uk
Web: www.withnellsensors.co.uk

UKAS CALIBRATION
4595

Company Information	Withnell Sensors Ltd The Old Silk Mill Bury Lane Withnell, Chorley Lancashire PR6 8RX
Order No	INTERNCAL
Manufacturer	SenseAnywhere
Model	20-20-30
Serial Number	100F9FDEEB
Description	SenseAnywhere Temperature Logger
Condition	Calibrated
Calibration Date	28 January 2020
Performed By	Joe Knights
Location	Withnell Sensors Ltd
Notes	No comments
Reference Standards	[1] SN: 40503, Cert No: 01323, Cal Due Date: 20-May-2020

This certificate is issued in accordance with the laboratory accreditation requirements of the United Kingdom Accreditation Service. It provides traceability of measurement to the SI system of units and/or to units of measurement realised at the National Physical Laboratory or other recognised national metrology institutes. This certificate may not be reproduced other than in full, except with the prior written approval of the issuing laboratory.

Certificate of Calibration	Page 2 of 3
Withnell Sensors Ltd, The Old Silk Mill, Bury Lane, Withnell, Chorley, Lancashire PR6 8RX Model: 20-20-30 Serial Number: 100F9FDEEB	Certificate Number 100F9FDEEB.28012020.Rev01

Test Conditions	Ambient Temperature: 23°C ± 2 °C Relative Humidity: 40%RH ± 20%RH
Calibration Procedure	WSWI49 SenseAnywhere Calibration Rev06
Calibration Method	The UUT was calibrated by fully immersing in a fluid bath and compared with a temperature reference standard of known and traceable values of uncertainty. At each setpoint the logger was allowed to equilibrate for a period of 60mins or more. A collection of samples were recorded and the average sample reported.

This certificate is issued in accordance with the laboratory accreditation requirements of the United Kingdom Accreditation Service. It provides traceability of measurement to the SI system of units and/or to units of measurement realised at the National Physical Laboratory or other recognised national metrology institutes. This certificate may not be reproduced other than in full, except with the prior written approval of the issuing laboratory.

Certificate of Calibration

Withnell Sensors Ltd, The Old Silk Mill, Bury Lane, Withnell, Chorley, Lancashire PR6 8RX

Model: 20-20-30

Serial Number: 100F9FDEEB

Certificate Number

100F9FDEEB.28012020.Rev01

CHANNEL 1

AS FOUND

	Set-Point °C	Spec ±°C	Standard °C	UUT °C	Difference °C	Measurement Uncertainty ±°C
[1]	-40	0.15	-40.041	-40.13	-0.09	0.034
[1]	25	0.10	25.034	24.99	-0.04	0.037
[1]	70	0.10	70.029	70.03	0.00	0.042

AS LEFT

	Set-Point °C	Spec ±°C	Standard °C	UUT °C	Difference °C	Measurement Uncertainty ±°C
[1]	-40	0.15	-40.030	-40.04	-0.01	0.036
[1]	25	0.10	25.032	25.04	0.01	0.049
[1]	70	0.10	70.024	70.02	0.00	0.036

End of Results

The results relate only to the items tested, calibrated or sampled. Unless specified, tolerances will be taken from the manufacturer's specification. If a pass/fail statement has been reported on this certificate it has been done on the basis of whether the limit was breached by the measured result, extended by the measurement uncertainty interval at a confidence level of 95% (k=2). The statement of conformity is applicable only to the measurements where a pass/fail statement has been reported.

This certificate is issued in accordance with the laboratory accreditation requirements of the United Kingdom Accreditation Service. It provides traceability of measurement to the SI system of units and/or to units of measurement realised at the National Physical Laboratory or other recognised national metrology institutes. This certificate may not be reproduced other than in full, except with the prior written approval of the issuing laboratory.

Certificate of Calibration

Issued By	Withnell Sensors Ltd
Date of Issue	31 January 2020
Certificate Number	100FA0D286.28012020.Rev01

Approved Signatory

Name Joe Knights

Signatory

Withnell Sensors Ltd
The Old Silk Mill, Bury Lane, Withnell,
Chorley, Lancashire PR6 8RX

Tel: +44 (0)1254-831375
Fax: +44 (0)1254-919403
Email: service@withnellsensors.co.uk
Web: www.withnellsensors.co.uk

UKAS CALIBRATION
4595

Company Information	Withnell Sensors Ltd The Old Silk Mill Bury Lane Withnell, Chorley Lancashire PR6 8RX
Order No	INTERNCAL
Manufacturer	SenseAnywhere
Model	20-20-30
Serial Number	100FA0D286
Description	SenseAnywhere Temperature Logger
Condition	Calibrated
Calibration Date	28 January 2020
Performed By	Joe Knights
Location	Withnell Sensors Ltd
Notes	No comments
Reference Standards	[1] SN: 40503, Cert No: 01323, Cal Due Date: 20-May-2020

This certificate is issued in accordance with the laboratory accreditation requirements of the United Kingdom Accreditation Service. It provides traceability of measurement to the SI system of units and/or to units of measurement realised at the National Physical Laboratory or other recognised national metrology institutes. This certificate may not be reproduced other than in full, except with the prior written approval of the issuing laboratory.

Certificate of Calibration	Page 2 of 3
Withnell Sensors Ltd, The Old Silk Mill, Bury Lane, Withnell, Chorley, Lancashire PR6 8RX Model: 20-20-30 Serial Number: 100FA0D286	Certificate Number 100FA0D286.28012020.Rev01

Test Conditions	Ambient Temperature: 23°C ± 2 °C Relative Humidity: 40%RH ± 20%RH
Calibration Procedure	WSWI49 SenseAnywhere Calibration Rev06
Calibration Method	The UUT was calibrated by fully immersing in a fluid bath and compared with a temperature reference standard of known and traceable values of uncertainty. At each setpoint the logger was allowed to equilibrate for a period of 60mins or more. A collection of samples were recorded and the average sample reported.

This certificate is issued in accordance with the laboratory accreditation requirements of the United Kingdom Accreditation Service. It provides traceability of measurement to the SI system of units and/or to units of measurement realised at the National Physical Laboratory or other recognised national metrology institutes. This certificate may not be reproduced other than in full, except with the prior written approval of the issuing laboratory.

Certificate of Calibration	Page 3 of 3
Withnell Sensors Ltd, The Old Silk Mill, Bury Lane, Withnell, Chorley, Lancashire PR6 8RX Model: 20-20-30 Serial Number: 100FA0D286	Certificate Number 100FA0D286.28012020.Rev01

CHANNEL 1

AS FOUND

	Set-Point °C	Spec ±°C	Standard °C	UUT °C	Difference °C	Measurement Uncertainty ±°C
[1]	-40	0.15	-40.041	-40.15	-0.11	0.034
[1]	25	0.10	25.034	24.97	-0.06	0.037
[1]	70	0.10	70.029	69.99	-0.04	0.042

AS LEFT

	Set-Point °C	Spec ±°C	Standard °C	UUT °C	Difference °C	Measurement Uncertainty ±°C
[1]	-40	0.15	-40.030	-40.02	0.01	0.036
[1]	25	0.10	25.032	25.01	-0.02	0.049
[1]	70	0.10	70.024	70.03	0.01	0.036

End of Results

The results relate only to the items tested, calibrated or sampled. Unless specified, tolerances will be taken from the manufacturer's specification. If a pass/fail statement has been reported on this certificate it has been done on the basis of whether the limit was breached by the measured result, extended by the measurement uncertainty interval at a confidence level of 95% (k=2). The statement of conformity is applicable only to the measurements where a pass/fail statement has been reported.

This certificate is issued in accordance with the laboratory accreditation requirements of the United Kingdom Accreditation Service. It provides traceability of measurement to the SI system of units and/or to units of measurement realised at the National Physical Laboratory or other recognised national metrology institutes. This certificate may not be reproduced other than in full, except with the prior written approval of the issuing laboratory.